

# AXC F 3152 – CHANGE NOTES

## Change notes for the AXC F 3152 controller

Application note

109651\_en\_20

© Phoenix Contact 2025-06-12

### 1 General information

This document contains all changes made between firmware version 2020.3.1 and the current firmware version of the AXC F 3152 controller (item no. 1069208).

Current firmware version: **2025.0.3**

You will also find important information on hardware revisions in section [“Hardware-related information” on page 3](#).

**Observe the following general notes:**

#### Changes in firmware version 2025.0

The firmware version 2025.0 contains updated parts of the underlying Linux® operating system and adapts the PLCnext Runtime System to these changes. This can have an impact on your application.

**It is therefore absolutely necessary to familiarize yourself with these changes and the associated consequences before performing the update to firmware version 2025.0.**

Note all the information in section 5 [“Changes in firmware version 2025.0.3”](#) and also read the additional information under [Application-relevant changes 2025](#) and evaluate them for your own application.

#### Toolchain

To be able to use all new functions of a firmware version, always use all elements of the toolchain in the same version. The toolchain includes, for example, PLCnext Engineer, SDK and PLCnext CLI.

#### Firmware update

In the context of a firmware update, the controller will be restarted. During this time, the plant availability can not be guaranteed.

### Firmware releases

Feature releases or hotfixes of an LTS version are based on the previous versions of the respective branch. Therefore they only contain the features, changes, error corrections, and security updates of the previous version. Refer to [“Firmware releases AXC F 3152” on page 4](#) to see on which release branch your firmware version is located and which features, changes, error corrections, and security updates your firmware version contains.

### Documentation

Make sure you always use the latest documentation.

It can be downloaded at

[phoenixcontact.net/product/1069208](https://phoenixcontact.net/product/1069208).

## 2 Table of contents

1	General information.....	1
2	Table of contents.....	2
3	Hardware-related information .....	3
4	Firmware releases AXC F 3152 .....	4
5	Changes in firmware version 2025.0.3.....	5
6	Changes in firmware version 2024.6.1.....	14
7	Changes in firmware version 2024.6.0.....	15
8	Changes in firmware version 2024.0.9 LTS.....	18
9	Changes in firmware version 2024.0.8 LTS.....	20
10	Changes in firmware version 2024.0.6 LTS.....	21
11	Changes in firmware version 2024.0.4 LTS.....	23
12	Changes in firmware version 2023.9.0.....	29
13	Changes in firmware version 2023.3.0.....	34
14	Changes in firmware version 2023.0.7 LTS.....	36
15	Changes in firmware version 2023.0.2 LTS.....	38
16	Changes in firmware version 2022.6.1.....	44
17	Changes in firmware version 2022.0.8 LTS.....	48
18	Changes in firmware version 2022.0.5 LTS.....	50
19	Changes in firmware version 2021.9.0.....	54
20	Changes in firmware version 2021.6.0.....	57
21	Changes in firmware version 2021.0.5 LTS.....	62
22	Changes in firmware version 2021.0.3 LTS.....	63
23	Changes in firmware version 2021.0.2 LTS.....	64
24	Changes in firmware version 2020.6.2.....	70

## 3 Hardware-related information

### 3.1 Changes in hardware revision 04

This section describes the significant changes made between hardware revision 04 and previous hardware revisions of the AXC F 3152 controller:

- The USB device interface is now supported.  
The USB port of the AXC F 3152 can be connected to a PC and there be used as an Ethernet interface for service purposes (with both activated or deactivated Security Profile).
- TPM 2.0 is supported for secure storage of the “IDevID” certificate.
- The external fan module AXC F 3 FAN MODULE (item no. 1173450) is no longer supported.
- The controller no longer has an mode selector switch.
- The controller no longer has a combined temperature/humidity sensor. For this reason the humidity is no longer measured.  
The temperature is measured by the built-in CPU temperature sensor. Therefore the measured temperature of the board in hardware revision 04 is higher compared to previous hardware revisions.
- The RTC buffer time is reduced to 10 days.  
In previous hardware revisions the buffer time was 14 days.

### 3.2 Hardware/firmware dependencies

#### Firmware for controllers with hardware revision 04

Starting with firmware version 2023.9.0, hardware revision 04 of the AXC F 3152 controller is supported. You can use firmware versions 2023.9.0 and newer with all available hardware revisions of the controller. The respective hardware revision is automatically detected by the firmware.

The hardware revision 04 of the AXC F 3152 controller is only supported by a firmware version 2023.9.0 or newer. A firmware downgrade to a version older than 2023.9.0 is not possible.

#### Firmware downgrades for controllers with hardware revision 03 and older:

If you want to perform a firmware downgrade from firmware version 2023.9.0 or newer to a firmware version 2023.3 or older, you must first perform a “Reset to default setting type 2”. Then perform the update to the desired firmware version.

If you intend to use firmware version 2023.0.7 LTS or 2023.3.0 and the firmware version after “Reset to default setting type 2” is 2021.9 or older, it is necessary to install firmware version 2022.0.8 LTS first. You can then update

to firmware version 2023.0.7 LTS or 2023.3.0.

You can use the following procedure as a guide:

- Perform a “Reset to default setting type 2”.
- Check the installed firmware.

If the firmware version is **2022.0.X LTS or newer**:

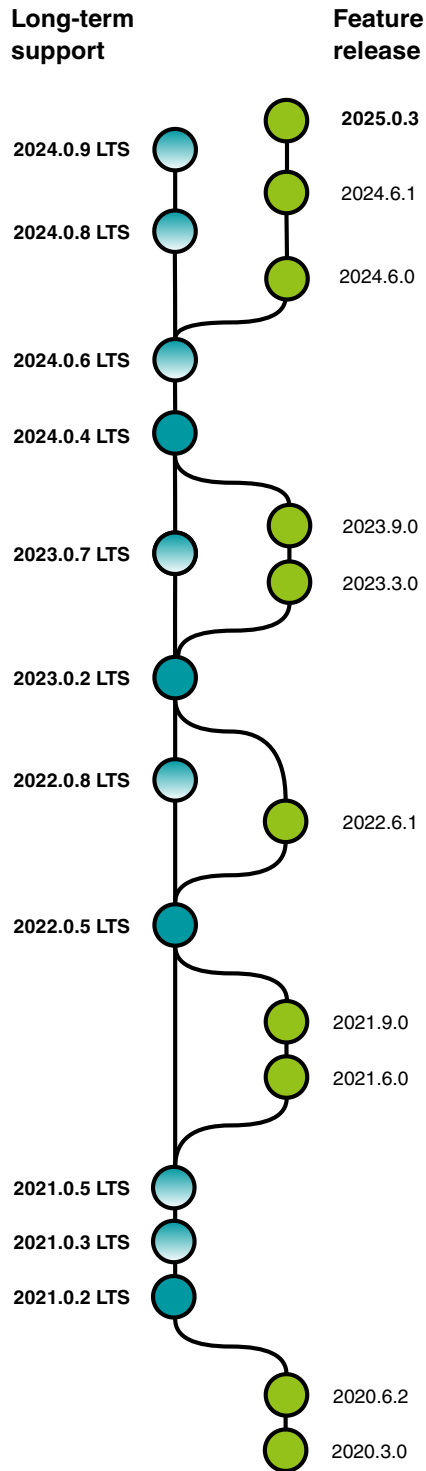
- Perform an update to the desired firmware version.

If the firmware version is **2021.9.0 or older**:

These firmware versions will not accept the \*.rauc firmware update files for firmware versions 2023.0.7 LTS or newer.

- First install firmware version 2022.0.8 LTS as intermediate step.
- Then install the desired firmware version.

## 4 Firmware releases AXC F 3152



## 5 Changes in firmware version 2025.0.3

This section describes changes made between firmware version 2024.6.1 and firmware version 2025.0.3. All parts of the previously released version are included in the current version.

**i Important information**  
Updating to firmware versions 2025.0.3 and newer from older firmware versions may have unexpected effects on the existing application or specific user settings. It is strongly recommended to observe the following points before rolling out the firmware into productive operation:

- Intensive study of the change notes in this section and further documentation under [Application-relevant changes 2025](#).
- Backup the project data and configurations before the update.
- Qualification of the application with regard to functionality or compatibility after the update.
- A downgrade back is possible, but an automatic restoration of all specific configurations cannot be guaranteed.

**i** To be able to use all new functions of the firmware, you need PLCnext Engineer version 2025.0 LTS or newer. Select the latest template for firmware version 2025.0 LTS in the PLCnext Engineer project.

**i** In order to update to firmware version 2023.0.0 LTS or newer at least a firmware version 2022.0 LTS or newer must be installed on the PLC. Older firmware versions will not accept the \*.rauc firmware update file.

**i** If you use a left-alignable functional safety extension module with your controller, the following safety-related firmware versions must be used. Please contact the Competence Center Services as to the details on safety firmware update procedure: Phone: +49 5281 946 2777  
E-mail: [safety-service@phoenixcontact.com](mailto:safety-service@phoenixcontact.com)

### AXC F XT SPLC 1000:

01.01.0000	✓
------------	---

### AXC F XT SPLC 3000:

02.10.0007	✓
02.10.0006	-

## 5.1 New functions

### App Manager

As announced, the app part types “Linux Daemons” and “Shared Libraries” are discontinued. The AppManager supports the new app part type “OCI Container” which is intended to become the successor of daemon apps. Additionally the AppManager does no longer include the path of \*.so files announced as “sharedlibs” by the app\_info.json into the ld.so.conf file of the Linux OS. Furthermore, a new RSC service IAppManagerService has been developed. This service can be used to retrieve information about installed apps and their state. In case of complex apps that are a combination of several apps the RSC service can be used to install the dependent apps in the necessary order.

### Article

Basic support of the left-alignable extension modules for grid measurement and protection:

- AXC F XT PMP 1000V AC (item no. 1510810)
- AXC F XT PMP 100V AC (item no. 1510824).

### Backup & Restore

The WBM has been extended by the page “Backup & Restore”. On this page, different data sets, for example configuration or project files, can be selected and saved into an archive. Vice-versa an archive can be selected and its data sets can be restored. Backup & Restore uses the “PreparedForUpdate” state. At the moment only archives created with the same firmware version can be restored in order to ensure proper operation in case of future extensions.

### Configurable alarms

- In combination with firmware 2025.0.3 (or newer) PLCnext Engineer 2025.0 (or newer) supports a system variable “ALARM\_PROGRAM\_STATUS” which provides information about the execution duration of the “AlarmProgram” instances.
- In combination with firmware 2025.0.3 (or newer) PLCnext Engineer 2025.0 (or newer) supports the use of variables to configure the alarm thresholds (previously only constants were supported).

### GDS

IN and OUT ports of a field bus component can be accessed via GDS data access services. This includes IOs of the following field busses:

- Axioline
- EtherNet/IP
- INTERBUS
- Modbus TCP client
- PROFIBUS
- PROFINET

Additionally, the implementation of this feature enables to use elements of a field bus array in a GDS connector. Of course, the data types of the “startPort” and “endPort” have to be compatible.

## GRPC

The PLCnext gRPC service supports to browse for existent gRPC services. There is no need to use the related protobuf files.

## Licenses

For certain licenses (for example license is checked from an OCI container) and as a preparation for future features, CodeMeter Runtime from WIBU-Systems has been added to the firmware. The WIBU runtime is not automatically started by the firmware.

## Podman

The Podman container system can also be operated by the Linux user “admin” without root rights being required.

## Project Integrity

The project integrity check has been extended by a project signature. On the WBM page “Project Integrity” the controller can be configured if and how the integrity or signature is checked and how to react in case of an integrity breach. PLCnext Engineer 2025.0 (or newer) projects can be configured with a private key and a certificate for signing projects when downloading the project. Using the WBM this certificate can be stored in the trust store “Code Signing”. During this implementation also the safety project is included in the project integrity check.

A new RSC service has been implemented to read or write the project integrity configuration:

Arp::Plc::Domain::Services::IPlcConfigService.

## PROFINET

- The minimum update rate of the built-in PROFINET device has been reduced to 2 ms.
- The filter options “Station name”, “IP address” and “Device state” are supported on the “Diagnostics” - “Profinet” WBM page tabs “Device list” and “Tree view”.

## SDK/C++

When creating a new project with the PLCnext CLI tool-chain a header file named “<projectName>Library-Info.hpp” is created. This header file yields a version number of the library as an instance of the ArpVersion class. A user-specific version number can be entered and maintained during further development of the library. For ACF components this version number can be retrieved among other information by the RSC service Arp::Base::Rsc::Commons::ISystemInfoService.

## WBM

- The WBM page “Local bus” has been split into two pages: “Axioline” and “INTERBUS”. This enables bus diagnostics if INTERBUS and Axioline are operated in parallel using an “AXC F XT IB” extension module.
- The WBM page “Firmware update” has been reworked in order to use the “PreparedForUpdate” state. At the same time not only the firmware but also “PLCnext Engineer Software Packages” can be installed to the PLC. Consequently the WBM page has been renamed to “Update”. In a future version this page can be extended to install further packages, for example safety-related firmware.

## 5.2 Changes

### C++

- With the SDK version 2025.0 the language standard C++ 20 has been set in the compiler options (“-std=c++20”). The firmware itself is also compiled with this option set.
- For libraries created from C++, the firmware 2025.0 checks the version of the SDK used to compile these libraries. If the SDK version is 2024.6 or older then the library is not loaded and a notification is emitted. In these cases the libraries have to be recompiled with an appropriate SDK. Note that such libraries may also be part of a PLCnext Engineer project.

### General

Firmware version 2025.0.3 brings some fundamentally updated parts of the underlying Linux® operating system and adapts the PLCnext Runtime System to these changes, resulting in higher RAM and CPU utilization. This in turn can have an impact on existing applications if these applications are close to the maximum RAM and CPU performance of the respective PLC type. For such applications, Phoenix Contact recommends also checking the RAM and CPU utilization when validating the functionality after a firmware and application update.

## Firmware update

The Linux script “update-plcnext” has been removed (including its product-specific symlinks). Please use the WBM, DaUM, OPC UA or the RSC service IDeviceControlService::StartFirmwareUpdate() to install a different firmware version.

## Linux

- The Linux system has been updated to version 6.1.
- The “boost” packages have been updated to version 1.84.0.
- The library libedgetpu.so has been removed because it no longer works with the integrated Python version and as customers who are using the AXC F XT ML1000 module are relying on container solutions.
- Busybox has been removed entirely from the PLCnext Linux. Alternatives have been implemented for all necessary tools. Some of these alternatives have already been added with previous firmware versions.  
At the same time the following packages have also been removed:
  - text editor “vim” as well as “vi”. Please use “nano” instead which is also set via Linux environment variable “EDITOR”.
  - obsolete scripts related to gdbserver. These scripts have been added by Phoenix Contact but are no longer needed.
  - script “plcnext-update” (see above)
  - deprecated plug-in “stroke” of strongwan, existing configuration files (ipsec.conf) from 2024.6 or earlier firmware must be migrated to the new swanctl.conf syntax.
  - the “ipsec” script, to control an ipsec connection. The swanctl commands must be used.
  - the packages “cyrus-sasl” and “krb5” have been removed from the PLCnext Linux.
- Firmware 2024.0 shifted to OpenSSL 3.0. With firmware 2025.0 the outdated OpenSSL 1.1.1 binaries have been removed as announced.
- Since the Linux init system “SysV” has been replaced with “systemd” the firmware can no longer be started or stopped with the “/etc/init.d/plcnext” script. Please use the command “systemctl” instead, e.g. “sudo systemctl stop plcnext”.
- The size of the “tmpfs” file system which is used for temporary files has been limited.

- Due to security reasons it is no longer possible to add users directly to the Linux system (using the command “useradd”). So the PLCnext user management is now the central authority to manage users.

## LDAPS

In the past the firmware added PLCnext users with the role “Admin” also as Linux users to the Linux user management. Consequently, these users are stored in the PLCnext user management as well as (local) users in the Linux user management. Furthermore, logging in to Linux (SSH, SFTP) was not possible for PLCnext users defined via LDAP server.

By enabling the LDAP server to make use of the PLCnext user role “Admin”, this procedure needed to be changed. As a consequence, before updating the firmware from ≤ 2024.6 to ≥ 2025.0, these users as well as users added directly to the Linux system need to be removed manually. Any files and folders created by these users must be removed, too, otherwise these files have an owner that is no longer known to the Linux user management. The same holds true for PLCnext user roles to which you have added the permission “arp.device/protocol.restricted\_sftp:22”. All these data will be removed by resetting the PLC to default settings.

## Network/system

By changing the Linux init system from “SysV” to “systemd” Linux stores the IP configuration in different files and formats. As a consequence, PLCnext Linux is equipped with a conversion from the “SysV”-based configuration to the “systemd”-based configuration. When the PLC is booted this conversion starts. After a successful conversion the firmware saves itself a hash of the converted IP configuration. At its next execution the conversion compares the “SysV”-based configuration against the saved hash and converts only if necessary. The old IP configuration remains at the overlay file system, so that this configuration becomes active when downgrading to a firmware ≤ 2025.0. Furthermore, this conversion can handle all IP configurations set via PLCnext Engineer or the WBM. In case the “SysV”-based configuration file “/etc/network/interfaces” was manually changed (root rights necessary) it must be checked if these changes have been converted, too. Note that firmware 2025.0.3 (and newer) only saves changes to the IP configuration in the new “systemd”-based configuration. Therefore when downgrading from firmware 2025.0.3 (or newer) to firmware 2024.6 (or older) the IP configuration may change while up/downgrading between firmware 2019.x and 2024.x keeps the IP configuration.

Note: When switching to DHCP via RSC service “IDeviceSettingsService” using the key

“Interfaces.Ethernet.[AdapterIndex].IpAssign” (PLCnext Engineer uses this service at its “Online parameters” editor) firmware version 2025.0.3 keeps the set static IP address as well as the address set via DHCP while firmware version ≤ 2024.6 only makes use of the IP address set via DHCP.

## GDS

Global variables connected to I/O and also system variables are no longer updated by the ESM task “GLOBALS” if no update task is configured. Instead the update is performed by the task “GdsGlobals”. This task has the same priority and the same interval time of 50 ms but is not controlled by the ESM. This means that the variables are updated even in PLC state “Stop”.

Note: This is especially useful if the new system variable “PLC\_STATE” shall be displayed via HMI.

## Diagnostic log files

The diagnostic logging is split into several files, for example:

- Arp.log
- Arp.Init.log
- Arp.Io.ProfinetStack.log
- Arp.Services.Ehmi.log
- Arp.Services.SpnsProx.log
- Custom.log

Previously, all log message have been logged in the file “Output.log”. In addition, the Linux command line tool “arp-merge-logs” has been developed and integrated in the PLCnext Linux. With this tool multiple log files can be merged into a single file.

At the same time the non-security-related Arp log messages are no longer forwarded to syslog. Security-related logs are forwarded to syslog as with previous firmware versions.

## User manager

The name of the PLCnext user role “SecurityAdmin” has been changed to “SecurityEngineer”. Only the name has been changed, the role's permissions remain the same.

## Security Profile

- When activating the Security Profile, the PLCnext user “admin” remains (previous firmware versions did remove this user). Anyhow, this configuration must be adopted after the first installation to a minimum con-

figuration feature set needed for the application. See PLCnext Security Info Center (2025.0) for further information on risk analysis and secure-by-default configuration.

- When the Security Profile is active, the system services “APP MANAGER”, “DATALOGGER”, “GRPC LOCAL SERVER”, “LINUX SYSLOG”, “MODBUS CLIENT TCP”, “NETLOAD LIMITER”, “OPCUA CLIENT”, “PLCNEXT STORE”, “PROFICLOUD” and “SOFTWARE UPDATE” can be activated or deactivated via WBM or by an app.
- When activating the Security Profile, the system services “APP MANAGER”, “DATALOGGER”, “GRPC LOCAL SERVER”, and “NETLOAD LIMITER” are active additionally compared to firmware 2024.6.
- When activating the Security Profile, the firewall configuration allows incoming and outgoing ICMP requests (ping).

## System watchdog/system monitor

A new firmware component “system monitor” has been implemented. It monitors RAM and CPU load and emits notifications if certain levels are exceeded. In case of further exceeding the component “system watchdog” is informed and becomes active. Therefore, this component has been refactored. Both components reside in the same library. The “system watchdog” also reacts when a firmware process died. In these cases the “system watchdog” collects diagnostic information and supervises an emergency exit procedure. For diagnostics purpose several logs and active LTTNG traces are collected into a folder named /opt/plcnext/logs/Arp.System.Monitoring/[timestamp]-Arp.system.Monitoring.Monitor.[reason] (Note that this path has been changed compared to FW 2024.0 and 2024.6.). Up to 10 logs can be stored, older folders are deleted if necessary.

Furthermore, by RSC service or using PLCnext Engineer the start behavior after a system watchdog can be configured (PLC remains in PlcState::Stop or performs a cold start). The above mentioned refactoring also changed the location where this configuration is stored. Consequently after updating to firmware 2025.0 or newer this configuration is reset to the default setting (PLC remains in PlcState::Stop). Similarly, if this setting is performed with firmware version 2025.0 or newer, it will be lost during a firmware downgrade.



## PLC

- The PLC state is available as system variable “PLC\_STATE” (global variable in PLCnext Engineer). This variable is updated by the “GdsGlobals” task.
- The PLC state has been extended by the flag “SystemError”. This flag is set when an error is detected during the setup phase of the firmware. Often these are configuration errors and should be fixed before rebooting the PLC. A “SystemError” will also occur if a shared object (\*.so) is configured for loading in an ACF project that is compiled for an older version of the firmware ( $\leq 2024.6$ ).

## RSC

- The RSC service “IDeviceControl::StartFirmwareUpdate()” has been refactored in order to use the update mechanism of the Software Update component including the “PreparedForUpdate” state. In this context the RSC service expects the firmware RAUC container in the folder /opt/plcnext/custom (previously /opt/plcnext).

## WBM

- The integrated NTP server has been changed from “ntpd” to “chronyd”. Configured NTP servers are not converted during firmware up- or downgrade. Therefore check the NTP configuration and correct it if necessary after a firmware up- or downgrade. Furthermore firmware  $\leq 2024.6$  was able to store a comment per each configured NTP server, which is no longer supported with firmware 2025.0.  
Notes:
  - “ntpd” is configured at /etc/ntp.conf. If necessary check here for the NTP server's IP addresses when updating the NTP configuration via WBM or PLCnext Engineer.
  - With firmware 2025.0 the PLC may take several minutes to store date and time, for example if it is set via PLCnext Engineer. Do not power off the PLC during this period.
- With firmware 2025.0 the WBM has been refactored. In this context the former WBM page “Cockpit” was split into the pages “Overview” and “Device Maintenance”. “Overview” is displayed as default page after login and contains all displays while “Device Maintenance” contains all operational buttons. The “Welcome page” has been removed in the context of this refactoring.

- The diagnosis of the Axioline local bus was improved. In particular with many Axioline modules and/or modules which need longer time to respond to the PDI requests of the PLC, some diagnostic information was not displayed in the past.

## 5.3 Error corrections

### ANSI C LIB

The ANSI C function “getBufferPtrByPortname()” created unnecessary copies of the buffer. As a consequence buffers returned by a previous call to this function (to get the buffer of a different port) were not updated on the fieldbus.

### Axioline

Writing output process data in case of a PLC stop event with option “Substitution behavior: maintain last values” (setting in PLCnext Engineer) did not work.

### DataLogger

The “IDataLoggerService2” “ReadVariablesData” method returned unexpected results like records for the NULL entries in the database, but these only contained the “consistency” flag and the record type and no value.

### eHMI

An exception of the eHMI occurred when too long strings for “user” or “password” were used for authentication.

### GDS

Sporadic flickering could occur at fieldbus outputs when global variables were forced.

### IEC 61131-3

- A non-existent “AR\_USER\_ID” generated an exception in the PROFINET function block “GET\_MODULE\_DIFF\_BLOCK” and stopped the PLC project.
- The “IDLE Task” priority was displayed incorrectly as “0” in the “TASK\_INFO” structure.
- The function blocks “PACK” and “UNPACK” do not process variables of data type “WSTRING”.
- After “Download Changes” (“Write and Start Project Changes” in PLCnext Engineer) the error message “free node at xxx is too small during DC procedure” could occur.
- When loading a retain backup file, the text “Backup file generated” was displayed incorrectly in the notification “Security.Arpl.Retain.BackupFilePrepared”.

- In case the PLC is stopped due to an exception (within the code of an ESM task) the retain values are invalidated. As a consequence a cold restart is required. So far the invalidation was performed only in case of an ESM task watchdog (but not in case of other exceptions). Tipp: If you are regularly facing exceptions, consider to use the function save/restore retain values in the cockpit of the WBM or PLCnext Engineer.
- After “Download Changes” (“Write and Start Project Changes” in PLCnext Engineer) it was not possible to save the retain data with the button from PLCnext Engineer cockpit.
- If the PLC was in “RUN” or “STOP” state and “Reset” was called in this state, the PLC was first stopped and then reset. The entire sequence had no timeout monitoring, which could lead to blocking in unfavorable project situations.
- The data type “TecWString80” was incorrectly not supported in Native Shared Library (C#/C++) projects.

#### Modbus client

In the event of a Modbus exception, invalid and changing input data can occur. This error will be fixed with a further firmware release. Meanwhile, as a workaround, process the read data only if the TCP communication is active and no exception is reported. This is true if the STATE variable has the value 16#0001.  
This known issue has been fixed.

#### Network

When new network adapter settings were written by “DCP”, two gateway entries were active by mistake.

#### OPC UA server

After downloading a new project, a system crash could occur sporadically if the OPC UA configuration was changed from “DNS name” to “IP address”.

#### OPC UA client

- After a running OPC UA server/client communication is disconnected, it could happen that the exchanged data to the client was not updated according to the PLC project status after the connection was re-established.
- If communication with the OPC UA server failed, for example due to a system crash, the communication of the OPC UA client never restarted correctly, even if the OPC UA server returned to normal status.

- Subscribing a huge amount of variables on the OPC UA server led to a “FATAL - Signal SIGSEGV” error when at the same target 32 clients were also subscribing a huge amount of variables.
- The OPC UA client has logged important information only with activated DEBUG level to the 'Output.log' file.
- The OPC UA client feature relies on changes in the source data to trigger the transfer of data between the client and the server. If the source data did not change for any period of time, there was no guarantee that the data values were synchronized between the client and the server, for example after an interruption in the client-server connection.

#### PROFINET controller

- After hot-swapping a connected “AXL-P” I/O module, all PROFINET channel alarms were incorrectly cleared.
- The root-cause of LLDP error messages in the log file “Output.log” in combination with several switch types was fixed.

#### RSC

It was not possible to use a string length of greater than 4096 bytes in the data type “RscString<int N>” of RSC services.

#### Safety

AXC F 3152 with AXC F XT SPLC 1000 or AXC F XT SPLC 3000

The following known issue has been fixed:

If the “Download Changes” mechanism (“Write and Start Project Changes” in PLCnext Engineer) is used along with the SPLC 1000/3000, please take into account a possible malfunction in case the following steps have been performed:

- 1 A safety-related project is downloaded to the safety-related controller.
- 2 A non-safety-related project is downloaded to the standard controller.
- 3 A modified safety-related project is downloaded to the safety-related controller.
- 4 An attempt is made to change the non-safety-related project using “Download Changes” (“Write and Start Project Changes” in PLCnext Engineer), which is rejected by the PLCnext firmware of the standard controller (for example, by changing the task configuration).

- 5 The device is restarted. (for example, voltage failure and recovery or request for restart in PLCnext Engineer)

**Attention:** After the restart, the safety-related controller executes the original safety-related project from step 1. In order to prevent the described behavior, please additionally carry out the following measures after every change of the safety project:

- Perform a restart in the PLCnext Engineer software in the “Cockpit” editor of the standard controller or switch off the supply voltage of the device for at least 30 s and then switch it on again (power reset).
- Compare the CRC checksum of the safety-related project using the system variables of the safety-related controller or in the “Cockpit Safe PLC” in the PLCnext Engineer software with the original CRC checksum before the restart.

### SDK

With the SDK version 2021.6 the language standard C++ 17 has been set in the compiler options (-std=c++17). The firmware itself is also compiled with this option set. Besides some general C++ issues related to this C++17 standard, the following issue is related to PLCnext Technology: C++ 17 introduced the data type `std::byte` which was unfortunately not compatible with `Arp::byte`. Therefore, if the namespaces `std` and `Arp` were both active in the compilation process, this resulted in an error. This known issue has been fixed, `Arp::byte` is now mapped to `std::byte`.

### SD card

The log message from the `ExternalSDCardComponent` in the log file in “Output.log” was ambiguous: It was unclear whether the message “de-activation state: activated” meant that the state was “deactivated” or “activated”.

### SPNS

AXC F 3152 with AXC F XT SPLC 1000 or AXC F XT SPLC 3000

It was not possible to keep a stable running PROFINET process data communication with a system load of around 85 % or more in combination with a SPLC left-alignable extension module.

### System

- A PLC task watchdog inside a 1 ms cyclic empty task occurred during the startup or boot of the controller.

- A system watchdog could occur sporadically. A possible cause of these watchdogs could be found in the connector to the PLCnext Store, especially when the PLC was not connected to the store. The system watchdog was preceded by a SIGSEGV.
- A software update could not be performed if the PLC was in state “FatalError”.
- If a user component caused a crash before the system watchdog was activated, the firmware terminated and the controller was available only via SSH.  
Note: The system watchdog was activated just before the “`IControllerComponent::Start()`” method was invoked. This known issue has been fixed.

### TLS 2 FB

- An exception occurred in the function block in case the Ethernet connection was interrupted.
- The error code “0xC212” occurred unexpectedly on the function block “TLS\_SOCKET\_2”, although data could be exchanged.
- A high CPU load that was associated to the use of the “TLS\_2” function blocks has been detected in the previous firmware version.
- The TLS\_\*\_2 FB could not detect some passive socket closed when “a cable got pulled”. The TLS\_\*\_2 FB continued to show an active connection for quite some time, way beyond the PLC’s KeepAlive settings. In combination with PLCnext Engineer version 2024.0.4 LTS or newer this issue has been solved. Note: This issue was erroneously reported as fixed with firmware 2024.0.6 LTS. Now it has definitely been fixed.

### WBM

- It was impossible to select a “Identity Store for HTTPS certificate” if a bad certificate was installed beforehand.
- The texts and icons for the diagnostic pages in the WBM for PROFINET and local bus were previously different and have now been harmonized.
- The role “UserManager” did not have the permission for the LDAP configuration in the WBM as described in the documentation.

### 5.4 Known limitations and errors



The known limitations and errors can be found in the PLCnext Info Center at:

[https://www.plcnext.help/de/known\\_issues.htm](https://www.plcnext.help/de/known_issues.htm)

Here you will find a constantly updated overview of all known issues.

## 5.5 Security updates

The following security updates have been made in this release. For more information about the specified CVE numbers, see:

- <https://nvd.nist.gov/vuln>
- <https://cert.vde.com>

Information on the Phoenix Contact “PSIRT” can be found at: <https://www.phoenixcontact.com/psirt>

### PLCnext Technology App

- The start script “initScriptTemplate” of PLCnext Technology Apps could be executed by the local user “root”. If an attacker succeeded in installing a malicious app or have it installed, he was able to fully compromise the system.
- The “post\_updatescript” within the “updateconfigs” part was executed with “root” privileges. This allowed a PLCnext Technology App to extend its privileges.

### Bind

- CVE-2024-12705

### Crun

- CVE-2025-24965

### Curl

- CVE-2025-0665
- CVE-2025-0167
- CVE-2024-11053
- CVE-2024-9681

### Coreutils

- CVE-2024-0684

### Glib

- CVE-2024-52533

### Kernel

- CVE-2020-16120

### Libpcap

- CVE-2023-7256
- CVE-2024-8006

### Libexpat

- CVE-2024-8176
- CVE-2024-50602

### Libmodbus

- CVE-2024-10918

### Libtasn1

- CVE-2024-12133

### Libxml2

- CVE-2025-27113
- CVE-2024-25062

### Nano

- CVE-2024-5742

### Openssh

- CVE-2025-26466
- CVE-2025-26465

### Openssl

- CVE-2024-6119
- CVE-2024-9143
- CVE-2024-5535

### OpenVPN

- CVE-2024-28882
- CVE-2024-5594

### Patch

- CVE-2019-20633
- CVE-2019-13638
- CVE-2019-13636
- CVE-2018-1000156
- CVE-2018-20969
- CVE-2018-6951
- CVE-2018-6952

### Podman

- CVE-2024-9341

### Python

- CVE-2023-27043
- CVE-2024-9287
- CVE-2024-6232
- CVE-2024-6345

## Rsync

- CVE-2024-12084
- CVE-2024-12085
- CVE-2024-12086
- CVE-2024-12087
- CVE-2024-12088
- CVE-2024-12747

## System

- In addition to the standard file attributes, ACL (Access Control Lists) are implemented into the file system. ACL enable a more specific set of permissions to a file or directory.
- The user “plcnext\_firmware” or “admin” could create ACF settings files in an unintended location that was evaluated during startup.
- An attacker who has local access to the system with the unprivileged user “plcnext\_firmware” could gain root privileges by manipulating the network configuration.
- With the call “sudo date -f file\_name” it was possible to read any file without permission.
- An attacker who has local access to the system with the unprivileged user “admin” or “plcnext\_firmware” could manipulate any software libraries on the system. This allowed them to gain “root” privileges.
- An attacker who has local access to the system with the unprivileged user “admin” was able to replace the “CNI” plugins for the “Podman” container environment with malicious scripts. In this way, he was able to gain “root” privileges.
- Some “bash” scripts that are allowed to be executed by users of the “plcnext” group or the “plcnext\_firmware” user were vulnerable to the injection of unsafe environment variables.
- The “admin” user was able to edit files in the “/etc/plcnext/” folder using the “sed -i” command.
- All users had “read/write” access in “/dev/shm”. Shared memory should usually be only read/writeable by the group or user that created the memory. This was corrected.
- When the “Security Profile” was activated, the “Notification Manager” incorrectly displayed PROFINET entries, although PROFINET was deactivated.

## Unzip

- CVE-2022-0530
- CVE-2022-0529
- CVE-2021-4217

- CVE-2018-1000035
- CVE-2018-18384
- CVE-2016-9844
- CVE-2019-13232
- CVE-2015-7696
- CVE-2015-7697




## WBM

- Certain “cipher suites” that are no longer considered secure have been deactivated.
- In the “Cockpit” view, the connection was lost if it was also opened in another browser tab.
- It was possible to open an “Alert” window via script using the name of a “TrustStore”.
- The “nginx” logging could under certain circumstances lead to flooding of the log files “auth.log”, “syslog”, “error” and “nginx/error.log”.
- The cache-control and pragma HTTP header had not been set properly or are missing allowing the browser and proxies to cache content.

## Wget

- CVE-2024-38428
- CVE-2024-10524

## 6 Changes in firmware version 2024.6.1

-  To be able to use all new functions of the firmware, you need PLCnext Engineer version 2024.6 or newer.  
Select the latest template for firmware version 2024.6 in the PLCnext Engineer project.
-  In order to update to firmware version 2023.0.0 LTS or newer at least a firmware version 2022.0 LTS or newer must be installed on the PLC. Older firmware versions will not accept the \*.rauc firmware update file.
-  If you use a left-alignable functional safety extension module with your controller, the following safety-related firmware versions must be used:
  - AXC F XT SPLC 1000: **01.01.0000**
  - AXC F XT SPLC 3000: **02.10.0006**

This section describes changes made between firmware version 2024.6.0 and firmware version 2024.6.1.

All parts of the previously released version are included in the current version.

### 6.1 Error corrections

#### ANSI C

The ANSI C function “getBufferPtrByPortname()” created unnecessary copies of the buffer. As a consequence buffers returned by a previous call to this function (to get the buffer of a different port) were not updated to the fieldbus.

#### OPC UA client

- The following known issue has been fixed:  
The OPC UA client feature relies on changes in the source data to trigger the transfer of data between the client and the server. If the source data does not change for any period of time, then there is no guarantee that the data values will be synchronized between the client and the server, for example after an interruption in the client-server connection.
- The CPU load has been reduced compared to firmware version 2024.6.0. The CPU load was caused by variables that the OPC UA client reads from a remote server and writes to a local variable.

#### PROFINET


If the PLC has established a connection to another PROFINET device and this device is renamed (for example using “Netnames+”), then the connection is lost. This is indicated both via the WBM page “Profinet diagnostics” and

via the system variable “\*PN\_AR\_VALID” (generated by PLCnext Engineer). With firmware version 2024.6.0, this was not indicated via the system variable (although the WBM indicated the lost connection).




#### System watchdog

Sporadically a system watchdog could occur. A possible cause of these watchdogs could be found in the connector to the PLCnext Store, especially when the PLC was not connected to the store. The system watchdog was preceded by a SIGSEGV.

### 6.2 Known limitations and errors

-  The known limitations and errors can be found in the PLCnext Info Center at:  
[https://www.plcnext.help/de/known\\_issues.htm](https://www.plcnext.help/de/known_issues.htm)  
Here you will find a constantly updated overview of all known issues.

## 7 Changes in firmware version 2024.6.0

-  To be able to use all new functions of the firmware, you need PLCnext Engineer version 2024.6 or newer.  
Select the latest template for firmware version 2024.6 in the PLCnext Engineer project.
-  In order to update to firmware version 2023.0.0 LTS or newer at least a firmware version 2022.0 LTS or newer must be installed on the PLC. Older firmware versions will not accept the \*.rauc firmware update file.
-  If you use a left-alignable functional safety extension module with your controller, the following safety-related firmware versions must be used:
  - AXC F XT SPLC 1000: **01.01.0000**
  - AXC F XT SPLC 3000: **02.10.0006**

This section describes changes made between firmware version 2024.0.6 LTS and firmware version 2024.6.0.

All parts of the previously released version are included in the current version.

### 7.1 New functions

#### Configurable alarms

When configurable alarms (as defined in PLCnext Engineer) are confirmed or acknowledged via REST API a comment can be specified optionally. The alarm stores the latest comment. Specifying no comment keeps the previous comment, specifying an empty comment removes the previous comment.

#### Modbus TCP client

In combination with PLCnext Engineer 2024.6 (or newer) the firmware supports an Modbus TCP client. This client can be configured using PLCnext Engineer.

As factory default setting, the feature Modbus TCP client is deactivated. If necessary it can be activated via the WBM page “System Services”.

#### OPC UA

The OPC UA client delivers diagnostic information. This information can be retrieved from the OPC UA server:  
For each client connection there is one node (with child nodes) under Root.Objects.DeviceSet.<PLC-type>.eUAClient.Connections, where <PLC-type> is the type name of the PLCnext Control device (e.g. “AXC F 2152” or “RFC 4072S”). These nodes belong to the newly introduced namespace “urn:<node-name>:PhoenixCon-

tact:eUAServer/eUAClient/” where <node-name> is the name configured for the OPC UA server.

### 7.2 Changes

#### OPC UA client

The performance of subscription (retrieving values from a remote OPC UA server) has been improved.

#### OPC UA server

The namespace “urn:<node-name>:PhoenixContact:eUAServer/eUAClient/” where <node-name> is the name configured for the OPC UA server has been introduced with firmware 2024.6 and is only present if the OPC UA client is activated (WBM page “System Services”). This namespace uses index 2 (index 3 if OPC UA PubSub is activated additionally) at the “NamespaceArray” of the OPC UA server and all following namespaces are shifted by one index (if OPC UA client is activated).

#### PROFINET

- In case of factory defaults behavior the PROFINET names of the PLC have been changed. In the past the name “pnc” indicated PROFINET controller and “pnd” indicated PROFINET device function. As this is ambiguous for ETH adapters which support both functions now the name of the ETH adapter became part of the PROFINET name. The names have been changed:
  - LAN2: From “axcf3152-pnc-lan2” to “axcf3152-lan2”
  - LAN3: From “axcf3152-pnd-lan3” to “axcf3152-lan3”
- The PROFINET controller stack had to be adapted to the increased requirements of the PROFINET certification test, resulting in an increased CPU load in ESM 1. In exceptional cases, this can lead to a task watchdog in PLC projects with many PROFINET connections and tightly set ESM task watchdog times.

### 7.3 Error corrections

#### Axioline

The following error occurred in combination with a connected Axioline bus that contained a power module (e.g. “AXL F PWR 1H”) and right-hand-side an Axioline SE module carrier with at least one empty slot. If in this case the bus power was lost, the Axioline bus was not set to operation entirely after power return.

#### Configurable alarms

When a “ConfirmAlarm” or “AcknowledgeAlarm” was processed and Authentication was used by the project, the

alarm server was not setting the user field to the user name of the currently logged in user if the call succeeds.

## HMI

When a configurable alarm (configured in PLCnext Engineer) was confirmed or acknowledged, this state could be seen in the HMI. If in this situation the browser has been refreshed (F5) or a new HMI session was started, the information about which user (IP address) confirmed/acknowledged was lost. This information is now available.

## Network

If the PROFINET controller or the PROFINET device was deactivated via the system management for the purpose of IP address assignment via DHCP for the corresponding interface, the system crashed when the firmware was restarted.

## OPC UA client

- The OPC UA client did not handle its subscriptions correctly when the OPC UA server was shut down (e.g. due to a “Write and start project” command in PLCnext Engineer). Therefore, the firmware was terminated due to a segmentation violation (SIGSEGV) or the configured local variables were no longer updated. Both effects occurred sporadically.
- The OPC UA client did not check whether certain write operations were successful. After a connection loss this sometimes led to longer periods of time in which the values of the variables in the OPC UA client did not match the values in the OPC UA server, even if the connection had been re-established for some time.

## OPC UA server

During data access via OPC UA and the simultaneous execution of a PLC state transition, an unexpected exception could occur sporadically. The OPC UA server is now synchronized against these PLC state transitions.

## Proficloud

When remanent buffering was activated after the connection to the Proficloud was interrupted, the PLC prevented Proficloud from reestablishing the connection. Additionally, if in this situation the WBM page “Proficloud Services” was opened, the WBM got blocked and a new connection to the WBM could not be established. To recover from either of both problems the PLC needed to be restarted.


## PROFINET

- Sporadically, an “AR Device deactivated” was sent by the PROFINET controller during a PLC project change.
- In the case that a module is configured on a PROFINET device whose submodules are configured in different APIs and alarms were received by the PROFINET controller for one or more of these submodules, the diagnostic processing in the WBM entered an endless loop, which led to the high CPU load by a WBM task. This effect has been observed with PROFINET devices which are connected via VXLAN tunnel to the PROFINET controller.


## PROFINET device

PROFINET System Redundancy: When the primary PROFINET controller has already established an AR to the built-in PROFINET device of the PLCnext Control device and now the backup PROFINET controller established its AR, an unnecessary alarm has been sent to the primary controller indicating return of submodule.

## 7.4 Known limitations and errors

-  The known limitations and errors can be found in the PLCnext Info Center at: [https://www.plcnext.help/de/known\\_issues.htm](https://www.plcnext.help/de/known_issues.htm)  
Here you will find a constantly updated overview of all known issues.

## 7.5 Security updates

-  BusyBox will be disabled in a future firmware release and replaced by other packages if necessary.

The following security updates have been made in this release. For more information about the specified CVE numbers, see:

- <https://nvd.nist.gov/vuln>
- <https://cert.vde.com>

Information on the Phoenix Contact “PSIRT” can be found at: <https://www.phoenixcontact.com/psirt>

## Git

- CVE-2024-32002

## OpenSSH

- CVE-2024-6387
- CVE-2024-39894



**OpenSSL**

- CVE-2023-5678
- CVE-2024-0727
- CVE-2024-2511
- CVE-2024-4741
- CVE-2024-4603

**LibSSH2**

- CVE-2023-48795

## 8 Changes in firmware version 2024.0.9 LTS

This section describes changes made between firmware version 2024.0.8 LTS and firmware version 2024.0.9 LTS. All parts of the previously released version are included in the current version.

**i** To be able to use all new functions of the firmware, you need PLCnext Engineer version 2024.0 LTS or newer.

Select the latest template for firmware version 2024.0 LTS in the PLCnext Engineer project.

**i** In order to update to firmware version 2023.0.0 LTS or newer at least a firmware version 2022.0 LTS or newer must be installed on the PLC. Older firmware versions will not accept the \*.rauc firmware update file.

**i** If you use a left-alignable functional safety extension module with your controller, the following safety-related firmware versions must be used. Please contact the Competence Center Services as to the details on safety firmware update procedure: Phone: +49 5281 946 2777 E-mail: [safety-service@phoenixcontact.com](mailto:safety-service@phoenixcontact.com)

### AXC F XT SPLC 1000:

01.01.0000	✓
------------	---

### AXC F XT SPLC 3000:

02.10.0007	✓
02.10.0006	✓

### 8.1 Error corrections

#### DataLogger

The "IDatLoggerService2" "ReadVariablesData" method returned unexpected results like records for the NULL entries in the database, but these only contained the "consistency" flag and the record type and no value.

#### RSC

It was not possible to use a string length of greater than 4096 bytes in the data type "RscString<int N>" of RSC services.

#### Safety

AXC F 3152 with AXC F XT SPLC 1000 or AXC F XT SPLC 3000

The following known issue has been fixed:

If the "Download Changes" mechanism ("Write and Start Project Changes" in PLCnext Engineer) is used along with

the SPLC 1000/3000, please take into account a possible malfunction in case the following steps have been performed:

- 1 A safety-related project is downloaded to the safety-related controller.
- 2 A non-safety-related project is downloaded to the standard controller.
- 3 A modified safety-related project is downloaded to the safety-related controller.
- 4 An attempt is made to change the non-safety-related project using "Download Changes" ("Write and Start Project Changes" in PLCnext Engineer), which is rejected by the PLCnext firmware of the standard controller (for example, by changing the task configuration).
- 5 The device is restarted. (for example, voltage failure and recovery or request for restart in PLCnext Engineer)

**Attention:** After the restart, the safety-related controller executes the original safety-related project from step 1. In order to prevent the described behavior, please additionally carry out the following measures after every change of the safety project:

- Perform a restart in the PLCnext Engineer software in the "Cockpit" editor of the standard controller or switch off the supply voltage of the device for at least 30 s and then switch it on again (power reset).
- Compare the CRC checksum of the safety-related project using the system variables of the safety-related controller or in the "Cockpit Safe PLC" in the PLCnext Engineer software with the original CRC checksum before the restart.

#### System

A PLC task watchdog inside a 1 ms cyclic empty task occurred during the startup or boot of the controller.

#### TLS FB

- A high CPU load that was associated to the use of the "TLS\_2" function blocks has been detected in the previous firmware version.
- The TLS\_\*\_2 FB could not detect some passive socket closed when "a cable got pulled". The TLS\_\*\_2 FB continued to show an active connection for quite some time, way beyond the PLC's KeepAlive settings. In combination with PLCnext Engineer version 2024.0.4 LTS or newer this issue has been solved. Note: This issue was erroneously reported as fixed with firmware 2024.0.6 LTS. Now it has definitely been fixed.

## WBM

The role “UserManager” did not have the permission for the LDAP configuration in the WBM as described in the documentation.

## 8.2 Known limitations and errors



The known limitations and errors can be found in the PLCnext Info Center at:  
[https://www.plcnext.help/te/Known\\_issues.htm](https://www.plcnext.help/te/Known_issues.htm)  
 Here you will find a constantly updated overview of all known issues.

## 8.3 Security updates

The following security updates have been made in this release. For more information about the specified CVE numbers, see:

- <https://nvd.nist.gov/vuln>
- <https://cert.vde.com>

Information on the Phoenix Contact “PSIRT” can be found at: <https://www.phoenixcontact.com/psirt>

## Bash

PxC PSIRT Report: Some bash scripts that are allowed to be executed by users in the “plcnext” group or the “plcnext\_firmware” user were vulnerable to unsafe environment variable injection.

## Security profile

- Correction of parameter “AllowTcpForwarding” of ssh configuration in security profile from “yes” to “no”.
- The sshd\_config for the security profile missed the include mechanism from default configuration.

## Curl

- CVE-2024-9681
- CVE-2024-11053
- CVE-2025-0167

## FastCGI

- CVE-2025-23016

## Glib

- CVE-2024-52533

## Libxml2

- CVE-2025-27113

## Libexpat

- CVE-2024-50602

## Openssh

- CVE-2025-26465
- CVE-2025-26466

## Openssl

- CVE-2024-9143




## Openvpn

- CVE-2024-5594

## Vim

- CVE-2024-41957
- CVE-2024-41965

## 9 Changes in firmware version 2024.0.8 LTS

-  To be able to use all new functions of the firmware, you need PLCnext Engineer version 2024.0 LTS or newer.  
Select the latest template for firmware version 2024.0 LTS in the PLCnext Engineer project.
-  In order to update to firmware version 2023.0.0 LTS or newer at least a firmware version 2022.0 LTS or newer must be installed on the PLC. Older firmware versions will not accept the \*.rauc firmware update file.
-  If you use a left-alignable functional safety extension module with your controller, the following safety-related firmware versions must be used:
  - AXC F XT SPLC 1000: **01.01.0000**
  - AXC F XT SPLC 3000: **02.10.0006**

This section describes changes made between firmware version 2024.0.6 LTS and firmware version 2024.0.8 LTS. All parts of the previously released version are included in the current version.

### 9.1 Error corrections


#### ANSI C

The ANSI C function “getBufferPtrByPortname()” created unnecessary copies of the buffer. As a consequence buffers returned by a previous call to this function (to get the buffer of a different port) were not updated to the fieldbus. This bug has been fixed.


#### System watchdog

Sporadically a system watchdog could occur. A possible cause of these watchdogs could be found in the connector to the PLCnext Store, especially when the PLC was not connected to the store. The system watchdog was preceded by a SIGSEGV.

### 9.2 Known limitations and errors

-  The known limitations and errors can be found in the PLCnext Info Center at:  
[https://www.plcnext.help/de/Known\\_issues.htm](https://www.plcnext.help/de/Known_issues.htm)  
Here you will find a constantly updated overview of all known issues.

### 9.3 Security updates

-  BusyBox will be disabled in a future firmware release and replaced by other packages if necessary.

The following security updates have been made in this release. For more information about the specified CVE numbers, see:

- <https://nvd.nist.gov/vuln>
- <https://cert.vde.com>

Information on the Phoenix Contact “PSIRT” can be found at: <https://www.phoenixcontact.com/psirt>

#### Nano

- CVE-2024-5742

#### OpenSSL

- CVE-2024-5535
- CVE-2024-6119




#### Python

- CVE-2024-6232
- CVE-2024-7592

#### SSH

A DoS (Deny of Service) attack using LOIC (Low Orbital Ion Canon) at port 22 resulted in high RAM usage.

## 10 Changes in firmware version 2024.0.6 LTS

-  To be able to use all new functions of the firmware, you need PLCnext Engineer version 2024.0 LTS or newer.  
Select the latest template for firmware version 2024.0 LTS in the PLCnext Engineer project.
-  In order to update to firmware version 2023.0.0 LTS or newer at least a firmware version 2022.0 LTS or newer must be installed on the PLC. Older firmware versions will not accept the \*.rauc firmware update file.
-  If you use a left-alignable functional safety extension module with your controller, the following safety-related firmware versions must be used:
  - AXC F XT SPLC 1000: **01.01.0000**
  - AXC F XT SPLC 3000: **02.10.0006**

This section describes changes made between firmware version 2024.0.4 LTS and firmware version 2024.0.6 LTS. All parts of the previously released version are included in the current version.

### 10.1 New functions

#### SDK

The (previously internal) class “Arp::System::Commons::Threading::ConditionVariable” has been made available in the SDK. This class can be used to synchronize between multiple threads. The class “std::condition\_variable” should not be used for synchronization.

### 10.2 Error corrections

#### OPC UA client

- If the OPC UA client was connected to another OPC UA server and this server was restarted, the OPC UA client did no longer update its monitored items.
- When the OPC UA client configuration is loaded and “ns=0” is specified in the identifier of <LocalVariable> element or in the <NodeId> element of the <RemoteVariableDescriptor>, a SIGSEGV (segmentation fault) could occur which led to a system watchdog.

#### OPC UA server

- Very sporadically a SIGSEGV (segmentation fault) could occur which led to a system watchdog. The SIGSEGV could occur when a new PLC project was downloaded while a connected OPC UA client performed a longer operation, e.g. writing a large array.
- With a large number of OPC UA variables, sporadically an unexpected segmentation fault could occur after some time of apparently normal operation.

#### PLCnext Apps

In the case that a module is configured on a PROFINET device whose submodules are configured in different APIs and alarms were received by the PROFINET controller for one or more of these submodules, the diagnostic processing in the WBM entered an endless loop, which led to the high CPU load by a WBM task. This effect has been observed with PROFINET devices which are connected via VXLAN tunnel to the PROFINET controller.

#### TLS2 FB

- After adding an instance of the function block TLS\_SOCKET\_2 to the project via Download Changes (“Write and Start Project Changes” in PLCnext Engineer) the PLC stops with a “Arp::System::Commons::Plc::NullReferenceException”. This problem occurs with PLCnext Engineer version 2024.0.3 LTS. In combination with PLCnext Engineer version 2024.0.4 LTS or newer this issue has been solved.
- *The TLS\_\*\_2 FB could not detect some passive socket closed when “a cable got pulled”. The TLS\_\*\_2 FB continued to show an active connection for quite some time, way beyond what the KeepAlive settings on the PLC. In combination with PLCnext Engineer version 2024.0.4 LTS or newer this issue has been solved.*  
**Note: This error was originally classified as fixed, but continued to occur. It was finally fixed with firmware versions 2025.0 and 2024.0.9 LTS.**
- There has been a notable increase in CPU load when TLS\_\*\_2 FB instances with PLCnext Engineer version 2024.0.3 LTS are active. In combination with PLCnext Engineer version 2024.0.4 LTS or newer this issue has been solved.
- The error code “0xC204” (“The datagram is too long”) could sporadically occur on the TLS\_SEND\_2 function block, although there was no length overrun in the application. In combination with PLCnext Engineer version 2024.0.4 LTS or newer this issue has been solved.

### 10.3 Known limitations and errors



The known limitations and errors can be found in the PLCnext Info Center at:

[https://www.plcnext.help/de/known\\_issues.htm](https://www.plcnext.help/de/known_issues.htm)

Here you will find a constantly updated overview of all known issues.

### 10.4 Security updates



BusyBox will be disabled in a future firmware release and replaced by other packages if necessary.

The following security updates have been made in this release. For more information about the specified CVE numbers, see:

- <https://nvd.nist.gov/vuln>
- <https://cert.vde.com>

Information on the Phoenix Contact “PSIRT” can be found at: <https://www.phoenixcontact.com/psirt>

#### Git

- CVE-2024-32002

#### OpenSSH

- CVE-2024-6387
- CVE-2024-39894

#### OpenSSL

- CVE-2024-4603
- CVE-2024-2511
- CVE-2024-4741

#### SD card

With firmware versions from 2024.0.0 LTS to 2024.0.5 LTS the notification “Security.ArplDevice.Interface.SdCardStatusSet” was not emitted when the support of the external SD card was activated or deactivated on the WBM page “SD Card”.

## 11 Changes in firmware version 2024.0.4 LTS

**i** To be able to use all new functions of the firmware, you need PLCnext Engineer version 2024.0 LTS or newer.  
Select the latest template for firmware version 2024.0 LTS in the PLCnext Engineer project.

**i** In order to update to firmware version 2023.0.0 LTS or newer at least a firmware version 2022.0 LTS or newer must be installed on the PLC. Older firmware versions will not accept the \*.rauc firmware update file.

**i** If you use a left-alignable functional safety extension module with your controller, the following safety-related firmware versions must be used:

- AXC F XT SPLC 1000: **01.01.0000**
- AXC F XT SPLC 3000: **02.10.0006**

This section describes changes made between firmware version 2023.9.0 and firmware version 2024.0.4 LTS.

All parts of the previously released version are included in the current version.

### 11.1 New functions

#### DataLogger

The recording of variables in the context of an IDLE task has been improved. Instead of recording each task cycle the recording time stamp is used to approximate to the sample rate.

#### GDS

Concurrent data exchange from different CPU cores has been optimized. In particular 2 or more ESM tasks assigned to different ESM (CPU core) and exchanging data with the same I/O buffer could block each other. In worst case scenarios an ESM task watchdog could occur. The performance optimization of the I/O buffer minimizes the risk of an ESM task watchdog.

#### IEC 61131

Download Changes (“Write and Start Project Changes” in PLCnext Engineer) while variables are forced, is now supported. In combination with firmware 2024.0 LTS (or newer) PLCnext Engineer 2024.0 LTS (or newer) does no longer reset the force state implicitly before downloading changes. Now the forcing state is kept if variables, which are currently forced, do still exist as forcible variables in the changed project. Otherwise the firmware rejects the Download Changes command and emits a notification. In

this case the user can check the list of forced variables in PLCnext Engineer and unforce variables that prevent downloading changes.

#### Licenses

The PLCnext firmware is capable of using licenses, which are managed by a license server in the network. Currently this feature can only be used with the PLCnext Simulation products because only the license “PLCnext ENG SIM” can be hosted on a license server (PC). For other PLCnext controllers this capability is only a preparation for future features. The access to the license server can be configured via WBM. Currently if a license server is configured, no licenses can be accessed which are stored at the device or LIC SD card.

#### Proficloud

The Proficloud can be configured to send the values of the marked variables to an MQTT server instead of the Proficloud. This MQTT server can be in a local network or in the cloud. The MQTT server to be used, can be configured in the WBM.

#### SD card

“Reset to default settings” can be configured to set the (external) SD card as enabled. This can be configured at the WBM page “SD card”. In previous firmware versions “reset to default settings” did not change the enabled/disabled state of the (external) SD card.

Note: The activation of the “Security Profile” implicitly disables the (external) SD card and configures “reset to default settings” to keep the enabled/disabled state.

#### Security

A LIC SD card can be encrypted to avoid unauthorized access. Encryption can be started via WBM page “Security - SD Card”.

#### System

- If a system watchdog (SWD) occurs due to a fatal error that has caused a PLCnext process to die, the following files are saved before the system is rebooted:
  - reason.log
  - kernel.log
  - sys.log

If an LTTNG session is active, its trace is saved, too. These files are saved to the folder `/opt/plcnext/watchdogDaemon/[timestamp]` where `[timestamp]` is created from the time at which the SWD occurred. If more than 3 SWD occur, the oldest folder will be removed. If the PLC is rebooted due to the

hardware watchdog reset, it is not possible to save these files. This can happen if the hardware watchdog is no longer triggered by the firmware, for example due to a heavy, high-priority load on the system.

- In combination with firmware 2024.0 LTS (or newer), PLCnext Engineer (2024.0.1 LTS or newer) supports configurable alarms.
- Changes of PLC states are serialized and dedicated state transitions can be monitored with a timeout. This prevents from scenarios in which a low-priority task requests to change the PLC state (which can also occur implicitly, for example by calling the “RestartDevice()” method of “IDeviceControlService”) while the PLC Manager is performing another state transition (for example from “PlcState::Running to PlcState::Stop”).

## 11.2 Changes

### Linux

- The OpenSSL library has been updated to version 3.0. The PLCnext firmware uses this version only. For compatibility reasons the previous OpenSSL library (version 1.1.1) still exists in the file system. As this version is outdated, it will be removed in one of the next firmware releases. For applications (including PLCnext Apps) which use the OpenSSL library, an update is recommended as soon as an application version is available, which uses OpenSSL 3.0.
- LTTng has been updated to version 2.13.9 and there has been a significant change in the “lttng-ust” (LTTng user space tracing). If an application/library is instrumented with LTTng user space tracing and has been compiled without using the “ArpTracing.cmake” support of the LTTng user space tracing in PLCnext SDK (available since FW 2022.6), the instrumented application/library cannot be loaded any longer by the firmware (“undefined symbol” is reported in Output.log). In that case the instrumentation of LTTng user space tracepoint in the application/library has to be changed to use the “ArpTracing.cmake” support of the PLCnext SDK and it needs to be recompiled. Matlab Simulink applications, which use the “PLCN\_EnableLTTNG” compile option, have to be compiled with PLCnext Target for Simulink v2.3 or newer.
- Library “paho-mqtt-c” has been updated to version 1.3.13.

### OPC UA

- The OPC UA client and server use the OpenSSL library to validate X.509 certificates using the OpenSSL flag X509\_V\_FLAG\_X509\_STRICT. As firmware 2024.0 LTS is updated to OpenSSL 3.0, the X.509 certificate validation became more strict, especially for non self-signed certificates. This may cause the server to return the error “BadSecurityChecksFailed” on client connection attempts. Make sure that, according to OPC UA Part 6, client issuer as well as client application X.509 certificates are conform to RFC 5280, especially to the sections listed below. This applies to self-signed certificates as well as user-managed certificates.
  - 4.1.1.2 signatureAlgorithm
  - 4.1.2.6 Subject
  - 4.2.1.1 Authority Key Identifier
  - 4.2.1.2 Subject Key Identifier
  - 4.2.1.3 Key Usage
  - 4.2.1.6 Subject Alternative Name
  - 4.2.1.9 Basic Constraints
- In the NamespaceArray of the OPC UA server the index of namespace <http://phoenixcontact.com/Opc-Ua/PubSubConfiguration> has changed from index 8 to index 2. This namespace is optional and it appears only if the feature “OPC UA PubSub” is activated on the WBM page “System Services”. Currently the firmware does not provide anything in that namespace, it is only a preparation for future extensions.

## 11.3 Error corrections

### ANSI C

Writing process data to a fieldbus via the “ANSI C” API did not work. This known issue has been fixed.

### ESM

- If two ESM tasks cause a task watchdog at (nearly) the same time, the event task “Arp.Plc.Esm.OnException” was executed twice. Additionally, the PLC was attempted to be stopped twice in parallel. This failed and the PLC had to be rebooted. This error has been corrected and the event task as well as the PLC stop is now executed only once.
- In some situations calling the function block “GET\_EXCEPTION\_INFOS” in the event task “Arp.Plc.Esm.OnException” caused an exception. This has been fixed. In addition to update to firmware 2024.0 LTS or newer, the PLC project has also to be re-compiled using PLCnext Engineer 2024.0.1 LTS or newer.



## GDS

It was possible to force a variable with a value of an inappropriate data type.

## HMI

The following known issue has been fixed:  
When retrieving variable values via the POST method of the REST API a memory leak may occur. To avoid this problem, register and read the variables as a group or use the GET method of the REST API instead.

## IEC 61131

- When breakpoints are set in the IEC 61131-3 program, the “PlcState::Debugging” flag was reset in the transition from “PLC STOP” to “PLC HOT START” and then set again when changing from “PLC Running” to “Debugging”. The fieldbus output values could be switched on again for a short time period when the PLC was in the state “Running”.
- “Download Changes” (“Write and Start Project Changes” in PLCnext Engineer) implicitly creates a backup of the current project. If “Download Changes” is not possible (for any reason), the current project is restored from this backup. If “Download All” (“Write and Start Project” in PLCnext Engineer) is performed immediately after a rejected or failed “Download Changes” attempt, the PLC is reset. Resetting conflicted with restoring and ended in an I/O exception. The firmware now keeps the state flag “Running | DcgNotPossible” until the restoring process has been finished. Depending on the project size, the restoring process may take several seconds. Note that PLCnext Engineer 2023.9 (or newer) checks this state before it offers the “Download All” option.
- In case of large projects and an extensive use of certain firmware function blocks, an exception could occur after a “Download Changes” attempt (“Write and Start Project Changes” in PLCnext Engineer). The following is reported in the Output.log: “SetupPlc(changing) with out of memory error - GC heap of the application domain”. The firmware function blocks have been updated in PLCnext Engineer version 2023.0.6 LTS and in 2024.0 LTS (or newer).
- An exception after “Download Changes” (“Write and Start Project Changes” in PLCnext Engineer) has been triggered if the function block “AR\_STATISTIC\_ITERATE” was enabled and generated new values. To fix this bug, re-compile and download the project using PLCnext Engineer 2024.0 LTS (or newer).

- In the function “MOVE” that is used with the function “EN/ENO”, a value of a multi-element-variable was assigned to a wrong address. To fix this bug, re-compile and download the project using PLCnext Engineer 2024.0 LTS (or newer).

## Network

When DHCP was enabled for an ETH port and there was no link when the PLC booted, the PLC did not send any DHCP requests. This has not been observed for ETH ports with an integrated switch.

Note: DHCP is only possible for ETH adapters without activated PROFINET function.

## OPC UA client

The GDS client could not access PLC variables (attribute “LocalVariable” in XML element “eUAClientNodeMapping”) if “Visibility of variables” is set to “None” in the OPC UA configuration of PLCnext Engineer.

## OPC UA server

- A fatal exception could occur if “IndexRange” is used when accessing a variable that is not of type array or of type string.
- After the OPC UA server started with a changed project the server might return “BadNodeIdUnknown” when a client tried to continue monitoring an existing subscription item.
- Subscriptions did not work after a warm or cold start with project changes.
- A sporadic fatal exception could occur in case of OPC UA session creation and login.
- If several elements of a string array are subscribed using “IndexRange”, a fatal error occurred and the PLC stopped.
- Very sporadically a SIGSGEV (segmentation fault) could occur which led to a system watchdog. The stack trace in the Output.log file indicated that one or more methods of the class “Arp::Services::OpcUAServer::Internal::InformationModel::Common::SampleGroup” was involved. In many cases this error occurred when variables have been removed from or

added to the list of monitored items, where in parallel other clients created or freed OPC UA sessions. The longer the list of monitored items, the more likely it was that the error occurred.

### PROFINET

- If a “write record” could not be processed immediately by the PROFINET stack, it was buffered. When a new transmission attempt was made, it was then incorrectly sent as a “read record” packet.
- The RSC service “IAcyclicCommunicationService::RecordWrite()” has a timeout in which the PROFINET device has to respond. In some cases this timeout was too short and has been increased to 15s. The IEC function block “WRREC” internally uses this service, too.
- A PROFINET device with a device access point (DAP) starting at “Slot 1” could not be accessed via the “AR\_MGT” function block.

### Proficloud

- A fatal exception occurred if the Proficloud component with “Remanent Buffering” was enabled and the DataLogger component was manually disabled on the WBM page “System Services”.
- If a Proficloud TSD connection was lost, the logging was flooded with an unnecessary number of messages.
- If a Proficloud connection was disconnected, the connection could not be deactivated in the WBM.
- When a physical connection to the Proficloud was interrupted for several hours and re-established afterwards, the component could not reconnect automatically to the Proficloud.

### SPLC

In case of a synchronization error in combination with the SPLC hardware, numerous synchronization timers could sporadically be created. This could result in a PLC task watchdog.

### System

- After starting the PLCnext Engineer logic analysis, which contained an element of an array of struct, a system watchdog could occur sporadically.
- A system watchdog with reboot could occur while reading software information of a PLCnext Engineer project. This issue could occur if the manifest file in the PCWE directory is deleted after the

“File::Exists” call but before the file is accessed by other operations. This could be the case during a “Download Changes” process (“Write and Start Project Changes” in PLCnext Engineer).

- Sometimes an OPC UA client did not receive the last “UpdateStatus” message after a successful installation of a firmware update. The last message informs about the reboot of the device (100 %) but the client only saw the “copy rootfs” message (90 %).
- If the controller was in the standard PLC status “ready/blocked” after a system watchdog, a “FATAL - Exception” was triggered if the “General Data (SPLC)” page of the SPLC was opened in the WBM.

### WBM

- The “User Partition” value that was displayed on the WBM page “Cockpit” did not match the value of the global IEC 61131 system variable “USER\_PARTITION.MEM\_USAGE”.
- The memory partition was displayed in the WBM in “MiB” but shown with the unit “MB”. Now it is calculated as MB.

### 11.4 Known limitations and errors



The known limitations and errors can be found in the PLCnext Info Center at:  
[https://www.plcnext.help/de/known\\_issues.htm](https://www.plcnext.help/de/known_issues.htm)  
 Here you will find a constantly updated overview of all known issues.

### 11.5 Security updates



BusyBox will be disabled in a future firmware release and replaced by other packages if necessary.

The following security updates have been made in this release. For more information about the specified CVE numbers, see:

- <https://nvd.nist.gov/vuln>
- <https://cert.vde.com>

Information on the Phoenix Contact “PSIRT” can be found at: <https://www.phoenixcontact.com/psirt>

**Curl**

- CVE-2023-38039
- CVE-2023-46219
- CVE-2023-46218

**DBus**

- CVE-2023-34969
- CVE-2022-42010
- CVE-2022-42011
- CVE-2022-42012

**File**

- CVE-2022-48554

**GDS**

Security notifications for write access were not deactivated if a new PLC project was loaded without activation.

**GLib**

- CVE-2023-29499
- CVE-2023-32636
- CVE-2023-32643
- CVE-2023-32611
- CVE-2023-32665

**GnuTLS**

- CVE-2024-0553
- CVE-2024-0567

**GRPC**

- CVE-2023-33953
- CVE-2023-32731
- CVE-2023-32732
- CVE-2023-4785
- CVE-2023-44487

**Libcap**

- CVE-2023-2603

**Libssh**

- CVE-2023-6004

**Network**

With firmware version 2023.0.7 LTS and 2023.6, booting with an active security profile and the network link “AXC F XT ETH 1TX” plugged in at the same time was not possible.

**NTP**

- CVE-2023-26551
- CVE-2023-26552
- CVE-2023-26553
- CVE-2023-26554
- CVE-2023-26555
- Any content could be injected into the NTP configuration file via the WBM configuration of the NTP service if a line break was inserted in the comment field.

**NVT**

- CVE-2022-29900
- CVE-2022-29901

**OPC UA**

The manual firmware update procedure via an OPC UA server did not work as documented.

**OpenSSH**

- CVE-2023-48795
- CVE-2023-51384
- CVE-2023-51385

**OpenSSL**

- CVE-2023-5363
- CVE-2023-4807
- CVE-2023-3817

**Perl**

- CVE-2023-47100

**Python**

- CVE-2022-40897
- CVE-2023-40217

**Procps**

- CVE-2023-4016

**SQLite**

- CVE-2023-7104

**SqashFS**

- CVE-2021-41072

**Sudo**

- CVE-2023-42465

**Tcpdump**

With the call “sudo tcpdump” it was possible to read the contents of files without read rights.

**UM**

The “User Manager” accepted a newly created PLCnext user with the name “plcnext\_firmware”. The “UID” and the access rights were identical with the internal user “plcnext\_firmware”.

**Vim**





- CVE-2023-5441
- CVE-2023-5344
- CVE-2023-5535
- CVE-2023-4781
- CVE-2023-4734
- CVE-2023-4733

- CVE-2023-4736
- CVE-2023-4735
- CVE-2023-4750
- CVE-2023-4738
- CVE-2023-4752
- CVE-2023-4751
- CVE-2023-48231
- CVE-2023-48237
- CVE-2023-48706
- CVE-2023-46246

**Zlib**

- CVE-2023-45853

## 12 Changes in firmware version 2023.9.0

-  Starting with firmware version 2023.9.0, **hardware revision 04** of the AXC F 3152 controller is supported. See section 3 “**Hardware-related information**” on page 3 for further information.
-  To be able to use all new functions of the firmware, you need PLCnext Engineer version 2023.9 or newer. Select the latest template for firmware version 2023.9 in the PLCnext Engineer project.
-  In order to update to firmware version 2023.0 LTS or newer at least a firmware version 2022.0 LTS or newer must be installed on the PLC. Older firmware versions will not accept the \*.rauc firmware update file.
-  If you use a left-alignable functional safety extension module with your controller, the following safety-related firmware versions must be used:  
 AXC F XT SPLC 1000: **01.01.0000**  
 AXC F XT SPLC 3000: **02.10.0006**

This section describes changes made between firmware version 2023.9.0 and firmware version 2023.3.0.

All parts of the previously released version are included in the current version.

### 12.1 New functions

#### IEC 61131-3

- The IEC 61131-3 non-standard function “GET\_MICROSECONDS” is supported. To use this feature PLCnext Engineer 2023.9 (or newer) with a project template for this firmware or newer is required.
- The IEC 61131-3 non-standard function block “NETLOAD\_LIMITER\_STATISTIC” supports the access to the statistics of the netload limiter. To use this feature PLCnext Engineer 2023.9 (or newer) with a project template for this firmware or newer is required.
- Namespaces in IEC 61131-3 POU are supported. To use this feature PLCnext Engineer 2023.9 (or newer) with a project template for firmware 2023.9 or newer is required.

#### INTERBUS

Notifications for a basic diagnosis of INTERBUS in combination with “AXC F XT IB” or “AXC F IL ADAPT” were added.

#### Linux

- CURL supports TFTP protocol (TFTP client).
- Podman was updated to version 4.4.3. This includes the update of related packages and requires to shift the network stack to “netavark” and “aadvard-dns”.

#### OPC UA client

Any variable known by the GDS can be read or written by the OPC UA client. In previous firmware versions only variables indicated with the “OPC” flag could be used by the OPC UA client.

#### PROFINET

PROFINET diagnostic messages, which are sent in the USI format (User Structure Identifier) are printed in plain text (in English language) as notification and are displayed as well on the PROFINET diagnostics WBM page.

PLCnext Engineer collects the required interpretation rules from the FDCML description of the used PROFINET devices and plain text messages that are related to the device's USI diagnosis. Both information are sent to the PLC as a part of the project. Additionally, an USI diagnosis can be converted to a plain text message via the new RSC service “ITextLookup2”. To use this feature PLCnext Engineer 2023.9 or newer with a project template for this firmware version is required. Furthermore the used FDCML files need to contain the necessary USI diagnosis information. Currently the FDCML files delivered with PLCnext Engineer (2023.9) installation do not contain this information.

#### SD card

When using the “AXC F XT SPLC 3000” the SD card is no longer mandatory.

#### USB

Since hardware revision 04 the USB port of the AXC F 3152 can be connected to a PC and there be used as an Ethernet interface for service purposes (with both activated or deactivated Security Profile).

For more details refer to the controller's user manual.

### 12.2 Changes

#### Alarms

Alarm notifications (Arp.Services.Alarms.Log.\*) are logged into a separate archive “alarms” (file: /opt/plcnext/projects/Default/Services/NotificationLogger/alarms.config).

#### ESM

As an alternative to the event task “Arp.Plc.Esm.OnStop” two further event tasks “Arp.Plc.Esm.OnPowerDown” and

“Arp.Plc.Esm.OnStop2” are introduced. While “Arp.Plc.Esm.OnStop” is executed during power down as well as when the PLC is stopped, the two new tasks enable to program different behaviors in each case. When “Arp.Plc.Esm.OnStop” is configured, “Arp.Plc.Esm.OnPowerDown” and “Arp.Plc.Esm.OnStop2” cannot be configured. PLCnext Engineer (2023.9 or newer) maps these event tasks using the following names in the task editor:

- “Arp.Plc.Esm.OnStop” → Stop and power down
- “Arp.Plc.Esm.OnPowerDown” → Power down
- “Arp.Plc.Esm.OnStop2” → Stop

## Firewall

The firewall rules no. 8 (“SNMP”) and no. 9 (“PROFINET Uni-/Multicast Ports”) were removed from the default rules because PROFINET could almost not be used at all with an activated firewall using the default firewall rules of PLCnext. The rules could be misinterpreted that a PROFINET communication is possible even if the firewall is activated. At <https://security.plcnext.help> you can find information on how to configure the firewall to enable PROFINET communication.

## IEC 61131-3

When “Download Changes” (“Write and Start Project Changes” in PLCnext Engineer) cannot be executed successfully a notification is emitted. The warning “Arp.Plc.Domain.DownloadChanges.Refused” indicates that “Download Changes” could not be performed (for example not possible in real-time operation) or is not supported due to improper preconditions (for example task configuration has changed). In these cases “Download All” (“Write and Start Project” in PLCnext Engineer) would work. The error “Arp.Plc.Domain.DownloadChanges.Failed” indicates that the project is erroneous. In this case also “Download All” will not work. This change also resolves the known issue “Sporadically a PLCnext Engineer project may reject “Download changes” without giving a reason.”.

## Notifications

- The names of some notifications were changed, new notifications were added, and some less helpful notifications were removed. For more details refer to the notification topics at <https://www.plcnext.help>. Notifications of severity “Internal” are no longer logged by default.
- If during power on no proper value can be read from the RTC clock (for example due to a long time without power) a notification is emitted.

## SDK installer

The names of the SDK installer files were simplified. They consist, separated by “-” (minus), of the article name, “linux-sdk” or “mingw-sdk” and the version name. The file extension was not changed (‘.sh’ for Linux and ‘.tar.gz’ for Windows/mingw). The file names of the firmware container were adapted, too. The file name consists, separated by “-” (minus), of the article name, the version name and version number (including build number). The file extension .rauc was not changed.

## UPS

During the installation of this firmware version, the parameters of the integrated uninterruptible power supply (UPS) are set to optimized values to improve the charging process of capacitors.

## WBM

On the PLCnext Store page, the display of the connection and registration status was improved, including a reconnect button.

## 12.3 Error corrections

### Axioline

Some Axioline modules (e.g. analog outputs) provide status information in their process data. In case of a module error (e.g. loss of power supply) these process data inputs are filled with an error code. However, in certain situations these process data inputs returned “0” instead of the error code. This error has been corrected. Only process data inputs of modules connected to the controller’s local bus have been affected. Not affected are retrieving module errors via PDI request as well as displaying these errors at the WBM page “Diagnostics - Local Bus”.

### C#

The C# method “System.IO.Path.Combine()” used “\” (backslash) instead of “/” (slash) as delimiter in paths. The code of this method is downloaded via PLCnext Engineer to the PLC. To fix this bug, the template has to be updated in the PLCnext Engineer project (replace controller) to a PLC with firmware 2023.9 (or newer).

### ESM

A cyclic ESM task configured to trigger the Axioline bus did not trigger the Axioline bus. Instead the ESM used a calculated update interval. Now the Axioline bus is triggered by the configured ESM task.

## EtherNet/IP

Sporadically the activated “EtherNet/IP” component could block a PLC state change after project download.

## GDS

The update of GDS connectors is also performed when the PLC is started (cold, warm, or hot restart). This ensures that initial values or retained values of OUT ports are forwarded to their connected IN ports before the task of the IN port is executed.

## IEC 61131-3 and C#

- In a C# eCLR Library the runtime created a vectored exception when calling “File.Exists(null)”.
- The handling of the heap memory has been optimized. This includes allocation of heap (new operator as well as implicitly, for example by using string or other reference data types) as well as the Garbage Collector. These optimizations result in less time blocked by mutexes. Blocking by mutexes can prevent high priority tasks from execution and in rare cases caused an ESM task watchdog. These effects occurred in a very stochastic manner.
- The firmware did not handle variables of array data types and the usage of VAR\_IN\_OUT correctly. When such variables were used in a DataLogger session or in the Logic Analyzer of PLCnext Engineer the PLC detected a software watchdog (SWD). The PLC was rebooted and a cold start had to be performed (hereby retentive variables were set to their initial values).

## INTERBUS

If many INTERBUS devices were connected, it could happen that the asynchronous communication services (mailbox) stopped due to an internal buffer overflow. The PLC had to be restarted. This bug has been fixed.

## OPC UA

- In case of a warm start of the PLC, subscriptions from the “clientconfig.xml” had not been loaded and created.
- The OPC UA server did not provide data when subscribing to multiple matrices within a subscription. However, if only one matrix was subscribed, it worked. If a 2D matrix of type string was subscribed, the variable update of a previously subscribed 2D int matrix froze. This condition could only be removed by resubscribing to the 2D int matrix. This known issue has been fixed.

- If a matrix for monitoring was used, various unexpected results occurred when using “IndexRange” and “String” as data type:
  - When initially reading out the matrix after logging in, a “DataChange” event with several changes was erroneously triggered.
  - If a “DataChange” event was performed after writing, the strings in the matrix were truncated.
  - Sporadically a “Segmentation Fault” occurred when reading out the matrix. This known issue has been fixed.

## PROFINET

- An inconsistent “SF-LED” state could occur at the PROFINET controller, if in case of an activated network port monitoring of a connected PROFINET switch the controller was plugged to another port during runtime and then plugged back to the original port.
- The PROFINET controller sent a “Write Request” with wrong lengths calculated in the “NDR header” when establishing the connection. This led to a “Write Response” error for PROFINET stations with very large parameter records (for example “PN/PB Gateway”).
- After PROFINET alarms of a certain severity occurred, these were not reset again for going alarms and remained in the diagnostic memory. As a result they were displayed incorrectly in the WBM and it could also happen that the “SF-LED” remained active.
- When starting the firmware, the PROFINET communication sporadically ran into a timeout. In combination with the left-alignable extension module “AXC F XT SPLC 1000” the Safety I/O modules were consequently passivated even though the PROFINET communication was re-established after the timeout.
- Projects with a lot of PROFINET I/O points (40,000 or more) could not be downloaded to the PLC.

## PROFIsafe

In combination with the left-alignable, safety-oriented extension module AXC F XT SPLC 1000 (item no. 1159811), passivation of individual PROFIsafe stations could sporadically occur during startup.

## RSC services

The execution of the method “IDirectoryService::Create()” with an already existing path did not return the expected “FileSystemError::AlreadyExist” value.

## SDK

The class “SecurityNotificationPayload” was missing in the SDK. The following header files were added.

- “Arp/System/NmPayload/Security/SecurityNotificationPayload.hpp”
- “Arp/System/NmPayload/Security/SecurityNotificationInfo.hpp”


## System

- The text messages of a loaded safety-relevant project in the notifications and “Output.log” showed incorrect CRC information.
- When rebooting the PLC using the RSC service “IDeviceControlService::RestartDevice()” a system watchdog could occur. As a consequence a “cold start” was performed and the retain values were initialized. This bug could occur since firmware version 2022.6.
- The “paho” library was updated from version “v1.3.10” to “v1.3.12”. This update solves several incompatibilities with the IEC 61131-3 “IIoT\_Library\_V4.x”. In particular, it fixes a “system watchdog” in combination with “MQTT-Client FB” in case of a failed MQTT connection.



## WBM

- If many PROFINET devices are used and the button to jump to the tree node is pressed in the “Device List” tab of the “Diagnostics - PROFINET” page, the “Tree View” tab was opened but often it was not automatically scrolled to the desired device.
- In the “Device List” tab of the “Diagnostics - PROFINET” page the link to the device's web page was only shown if the connection to the device could be established during project load. Now the PROFINET device is regularly checked if it offers a web page.
- In some cases the “Diagnostics - PROFINET” page of the WBM displayed a wrong IP address (e.g. “10.10.10.1”) for the PROFINET controller.
- The display of the used and free memory of the user partition was optimized at the “Cockpit” page of the WBM.
- At the “Password Policy” tab of the WBM page “User Authentication” the description of the “password reuse” settings could possibly be misinterpreted and has therefore been corrected.

## 12.4 Known limitations and errors

-  The known limitations and errors can be found in the PLCnext Info Center at: [https://www.plcnext.help/de/known\\_issues.htm](https://www.plcnext.help/de/known_issues.htm) Here you will find a constantly updated overview of all known issues.

## 12.5 Security updates

-  As part of the OpenSSH update from “8.4p.1” to “8.8p1” (or newer), “SHA1” will be disabled in a future firmware release.
-  Busy box will be disabled in a future firmware release and replaced by other packages if necessary.

The following security updates have been made in this release. For more information about the specified CVE numbers, see:

- <https://nvd.nist.gov/vuln>
- <https://cert.vde.com>

Information on the Phoenix Contact “PSIRT” can be found at: <https://www.phoenixcontact.com/psirt>

## Curl

- CVE-2022-43551
- CVE-2022-43552
- CVE-2023-38545
- CVE-2023-38546
- CVE-2023-28320
- CVE-2023-28321
- CVE-2023-28322
- CVE-2023-28319
- CVE-2023-27533
- CVE-2023-27534
- CVE-2023-23914
- CVE-2023-23916
- CVE-2023-23915

## C-ares

- CVE-2022-4904
- CVE-2023-32067
- CVE-2023-31147
- CVE-2023-31130
- CVE-2023-31124

## Freetype

- CVE-2023-2004



**Firewall**

It was possible to establish an SSH connection at boot time of the PLC before the firewall is started. This connection remained active even when the firewall is activated and configured to block this connection.

**Git**

- CVE-2023-22490
- CVE-2023-25652
- CVE-2023-29007

**Glibc**

- CVE-2023-5156
- CVE-2023-4911

**Kernel**

- CVE-2022-1012

**Libxml2**

- CVE-2022-40303
- CVE-2016-3709
- CVE-2023-28484
- CVE-2023-29469

**N-curses**

- CVE-2023-29491

**OpenSSL**

- CVE-2023-2650
- CVE-2023-0464
- CVE-2023-0465
- CVE-2023-0466

**Podman**

- CVE-2022-2989

**Python**

- CVE-2022-45061
- CVE-2023-24329

**Rsync**

- CVE-2022-29154

**SNMP**

- CVE-2022-44792
- CVE-2022-44793

**Sudo**

- CVE-2023-22809
- CVE-2023-27320
- CVE-2023-28486
- CVE-2023-28487

**Syslog**

- CVE-2022-38725

**Tar**

- CVE-2022-48303

**User Manager**

With activated “Security Profile” the role “Engineer” erroneously also had the rights of the role “SafetyEngineer”.

**Vim**

- CVE-2022-4141
- CVE-2022-4292
- CVE-2023-0049
- CVE-2023-0054
- CVE-2023-2426
- CVE-2023-2609
- CVE-2023-2610

## 13 Changes in firmware version 2023.3.0



To be able to use all new functions of the firmware, you need PLCnext Engineer version 2023.0.1 LTS or newer.

Select the latest template for firmware version 2023.0 LTS in the PLCnext Engineer project.

**Note: The PLCnext Engineer version 2023.3 is not recommended in combination with safety-related projects and local safety-related Axioline modules.**



In order to update to firmware version 2023.0 LTS or newer at least a firmware version 2022.0 LTS or newer must be installed on the PLC. Older firmware versions will not accept the \*.rauc firmware update file.

This section describes changes made between firmware version 2023.0.2 LTS and firmware version 2023.3.0.

All parts of the previously released version are included in the current version.

### 13.1 New functions

#### OPC UA

A project update for standard (non-safety) PLCnext Engineer projects is supported according to “DI SU Software Update Base Server Facet” and “DI SU Cached Loading Server Facet”. For this purpose the user roles “Admin” and “SoftwareUpdate” now additionally allow the update of projects (besides firmware updates). In PLCnext Engineer 2022.9 (and newer) an export of an updated application can be generated (“Export PLCnext Engineer Software Package”/“Export PLCnext Engineer Software Package (with sources)”). The exported project files can be uploaded to the Device and Update Management App and from there assigned to further devices. Note that an appropriate version (newer than 23.0.1) of the Device and Update Management App is required.

#### C++ API

The new class “TlsSocket2” was implemented. As a further development of the class “TlsSocket”, this new class offers additional methods to support security requirements of IEC 62351-3.

### 13.2 Error corrections

#### Axioline

After an unexpected termination of the PLCnext Runtime process it could happen that parameterized output substitute values for the local Axioline bus were not output but set to zero.

#### ESM

The ESM sporadically detected a task watchdog in combination with temporary high system load at lower priority and usage of IEC function blocks that internally initiate RSC services. This issue has been fixed.

#### OPC UA Client

Several memory leaks in case of read or write subscriptions were fixed.

#### Proficloud

Application update via Proficloud: If there was an empty directory inside the ZIP archive of a software package the extraction failed.

#### PROFINET

- When the PROFINET controller established a connection to a PROFINET device, the order of parameters during DCP Connect Request was changed in some cases with firmware 2022.6.3. This change has been reverted because at least one PROFINET device type (equipped with an old firmware) did not connect with this changed order.
- PROFINET device: A wrong answer to a PN-Read Request (Slot/Subslot/Index 0/0/0x8029) with too small RecordDataLength (e.g. 1024) was generated for the Read Response.
- PROFINET controller: Due to an internal timer overflow a connection to some PROFINET devices could not be re-established after the controller operated longer than ~21 days.

#### SPLC

In combination with the left-alignable extension module “AXC F XT SPLC 3000” (item no. 1160157), a cycle time of 20 ms becomes effective although a “Safety PLC cycle time” greater than 20 ms is configured.

#### System

The file “/var/log/daemon.log” could become very large and in worst case it could cause an “out of memory” situation. This file is now considered by “logrotate” and therefore can no longer become that large.

## WBM

The “Change Password” dialog did not handle special characters correctly.

### 13.3 Known limitations and errors



The known limitations and errors can be found in the PLCnext Info Center at:

[https://www.plcnext.help/de/Known\\_issues.htm](https://www.plcnext.help/de/Known_issues.htm)

Here you will find a constantly updated overview of all known issues.

### 13.4 Security updates



As part of the OpenSSH update from “8.4p1” to “8.8p1” (or newer), “SHA1” will be disabled in a future firmware release.



Busy box will be disabled in a future firmware release and replaced by other packages if necessary.

The following security updates have been made in this release. For more information about the specified CVE numbers, see:

- <https://nvd.nist.gov/vuln>
- <https://cert.vde.com>

Information on the Phoenix Contact “PSIRT” can be found at: <https://www.phoenixcontact.com/psirt>

## GIT

- CVE-2022-41903
- CVE-2022-23521

## OpenSSL

- CVE-2023-0286
- CVE-2022-4304
- CVE-2023-0215
- CVE-2022-4450
- CVE-2023-0216



## SQLite

- CVE-2022-46908
- CVE-2022-35737

## Strongswan

- CVE-2023-26463

## 14 Changes in firmware version 2023.0.7 LTS

-  To be able to use all new functions of the firmware, you need PLCnext Engineer version 2023.0 LTS or newer. Select the latest template for firmware version 2023.0 LTS in the PLCnext Engineer project.
-  In order to update to firmware version 2023.0.2 LTS or newer at least a firmware version 2022.0 LTS or newer must be installed on the PLC. Older firmware versions will not accept the \*.rauc firmware update file.

This section describes changes made between firmware version 2023.0.2 LTS and firmware version 2023.0.7 LTS.

### 14.1 Error corrections

#### ESM

The ESM sporadically detected a task watchdog in combination with temporary high system load at lower priority and usage of IEC function blocks that internally initiate RSC services.

#### OPC UA

OPC UA client: Several memory leaks in case of read or write subscriptions were fixed.

#### Proficloud

When Proficloud was configured to cache values (WBM setting “Remanent Buffering Enabled”) and the connection between PLC and Proficloud was broken, the consumed memory increased. If this situation continued for too long, this could even cause a “System Watchdog”.

#### PROFINET controller

- Due to an internal timer overflow a connection to some PROFINET devices could not be re-established after the controller operated longer than ~21 days.
- When the PROFINET controller established a connection to a PROFINET device, the order of parameters during DCP Connect Request was changed in some cases with firmware 2022.6.3. This change has been reverted because at least one PROFINET device type (equipped with an old firmware) did not connect with this changed order.


#### System

- The file “/var/log/daemon.log” could become very large and in worst case causes an out of memory situation. This file is now considered by “logrotate” and therefore can no longer become that large.
- Update of “paho” library from version “v1.3.10” to “v1.3.12”.  
This update solves several incompatibilities with the IEC 61131-3 “IIoT\_Library\_V4.01”. In particular, it fixes a “system watchdog” in combination with “MQTT-Client FB” in case of a failed MQTT connection.



#### WBM

The “Change Password” dialog did not handle special characters correctly.

### 14.2 Known limitations and errors

-  The known limitations and errors can be found in the PLCnext Info Center at:  
[https://www.plcnext.help/en/known\\_issues.htm](https://www.plcnext.help/en/known_issues.htm)  
Here you will find a constantly updated overview of all known issues.

### 14.3 Security updates

-  As part of the OpenSSH update from “8.4p.1” to “8.8p1” (or newer), “SHA1” will be disabled in a future firmware release.
-  Busy box will be disabled in a future firmware release and replaced by other packages if necessary.

The following security updates have been made in this release. For more information about the specified CVE numbers, see:

- <https://nvd.nist.gov/vuln>
- <https://cert.vde.com>

Information on the Phoenix Contact “PSIRT” can be found at: <https://www.phoenixcontact.com/psirt>

#### C-ares

- CVE-2022-4904
- CVE-2023-32067
- CVE-2023-31147
- CVE-2023-31130
- CVE-2023-31124

## Curl

- CVE-2022-43551
- CVE-2023-38545
- CVE-2023-38546
- CVE-2022-43552
- CVE-2023-23914
- CVE-2023-23916
- CVE-2023-23915
- CVE-2023-28320
- CVE-2023-28321
- CVE-2023-28322
- CVE-2023-28319
- CVE-2023-27533
- CVE-2023-27534

## Firewall

It was possible to establish an SSH connection at boot time of the PLC before the firewall was started. This connection remained active even when the firewall was activated and configured to block this connection.

## Freetype

- CVE-2023-2004

## Git

- CVE-2022-41903
- CVE-2022-23521
- CVE-2023-22490
- CVE-2023-29007

## Glibc

- CVE-2023-4813
- CVE-2023-5156
- CVE-2023-4911

## Libxml2

- CVE-2022-40303
- CVE-2023-28484
- CVE-2023-29469

## Ncurses

- CVE-2023-29491

## OpenSSL

- CVE-2023-0286
- CVE-2022-4304

- CVE-2023-0215
- CVE-2022-4450
- CVE-2023-0216
- CVE-2023-2650
- CVE-2023-0464
- CVE-2023-0465
- CVE-2023-0466
- CVE-2023-3817

## Rsync

- CVE-2022-29154

## Strongswan

- CVE-2023-26463

## Sqlite

- CVE-2022-46908

## Syslog-NG

- CVE-2022-38725


## Tar


- CVE-2022-48303

## User Manager

With activated “Security Profile” the role “Engineer” erroneously also had the rights of the role “SafetyEngineer”.

## 15 Changes in firmware version 2023.0.2 LTS

 To be able to use all new functions of the firmware, you need PLCnext Engineer version 2023.0 LTS or newer. Select the latest template for firmware version 2023.0 LTS in the PLCnext Engineer project.

 In order to update to firmware version 2023.0.2 LTS or newer at least a firmware version 2022.0 LTS or newer must be installed on the PLC. Older firmware versions will not accept the \*.rauc firmware update file.

This section describes changes made between firmware version 2022.6.1 and firmware version 2023.0.2 LTS.

All parts of the previously released version and changes made in 2022.0.8 LTS are included in the current version.

### 15.1 New functions

#### Axioline

- Diagnostic information sent from an Axioline module to the Axioline master are now logged to the “Output.log” file and sent as a new notification “Arp.Io.Axioline.Device.\*”. Thus, the history can be inspected in the notification log via WBM or PLCnext Engineer. Errors reported during start-up of the Axioline bus by an Axioline module have been logged to the “Output.log” file. Now these errors are logged additionally as new notification “Arp.Io.Axioline.Parameterization.Error”, respectively “Arp.Io.Axioline.Configuration.Error”. Such errors were difficult to find before, especially with IO-Link modules.
- The Axioline master firmware has received a maintenance update.

#### Cyber Security

- The “Security Profile” can now be activated without license.
- The TLS socket classes (C++) support CRLs, session renegotiation and session resumption (partially supports IEC 62351).
- The TLS socket classes (C++) support querying the certificate used by the peer during the TLS handshake (partially supports IEC 62351).
- Additional security notifications of the system status are logged during the start-up of the PLCnext firmware.
- The new user role “SafetyEngineer” is supported.

- The new user role “SafetyFirmwareUpdater” is supported.
- The project integrity check results are visualized to the user in the WBM (when “Security Profile” is activated).

#### HMI

The display of a “System Use Notification” when logging in to HMI applications is now supported.

#### IEC 61131-3

The “DEVICE\_INFO” function block is now supported in user applications (PLCnext Engineer 2023.0 LTS or newer).

#### OPC UA

- The “Minimum UA Client Profile” has been implemented. Currently only manual configuration is supported (configuration via PLCnext Engineer is in progress).
- OPC UA supports ReverseConnect. PLCnext Engineer 2022.9 or newer and the related template are required for the configuration of this feature.

#### PLCnext Store

New file formats (\*.PlcNextRaC, \*.PlcNextRaU, \*.PlcNextRaR) for offline licensing in combination with the PLCnext Store are supported.

#### PROFINET

- Adjustable process data widths for the built-in PROFINET device in combination with the GSDML configuration are now supported. Instead of the previous fixed value of 512 bytes, you can now select from a predefined set of values between 2 and 512 bytes.
- The PROFINET controller is recertified according to PROFINET specification version 2.42 and Net Load Class II.
- The PROFINET device is recertified according to PROFINET specification version 2.42 and Net Load Class II.

#### Proficloud

- The update of the application via Proficloud is supported. In PLCnext Engineer 2022.9 and newer an export of an updated application can be generated (“Export PLCnext Engineer Software Package”/“Export PLCnext Engineer Software Package (with source

es)”). The exported files can be uploaded to the Proficloud and from there assigned to further devices. Note that Proficloud will support this feature in a future version.

- In case the connection between the Proficloud and the PLC is interrupted, the data can now be cached permanently in the PLC and sent after reconnection. The feature can be enabled and configured via the “Proficloud Services” page in the WBM.

## RSC

The RSC service “IDeviceStatusService” is extended to read additional information. The items “Status.Memory.Usage.Percent.Actual”, “Status.RunStopSwitch.Supported” and “Status.RunStopSwitch.Position” have been added.

## SPLC

The left-alignable extension module AXC F XT SPLC 3000 (item no. 1160157) is supported.

## WBM

- The new “Netload Limiter” tab on the page “Network” now supports the display of “NetLoadLimiter” statistic values and the user configuration for each network interface.
- The “General Data” page now provides additional article information on the safety PLC.
- The generation of the new private key “RSA 2048 Hardware protected key” is now supported in “Add Identity Store”, “Key Type” on the “Certificate Authentication” page.
- A new WBM page “Cockpit” is provided.
- WBM users can change their own password directly via the new “Cockpit” page.

## 15.2 Changes

### ESM

The maximum task latency in multi core applications (by using C++ or IEC 61131-3 programs in different tasks on different ESM) has been reduced significantly.

### IEC 61131-3

The function block “UPS\_DIAGNOSTICS” has been renamed to “READ\_UPS\_DIAGNOSTICS” because the original name caused a conflict with the system variable of the same name.

## Linux/SDK

- Some PLCnext SDK header files included the namespace “Arp::System::Commons::Threading” by accident. This has now been corrected. In order to eliminate compiler errors, C++ projects created by the customer may need to include the namespace explicitly (e.g. statement “using Arp::System::Commons::Threading;”) or use the fully qualified name by preceding the name of the related types with “Arp::System::Commons::Threading::”.
- LDAP (libldap) has been updated to version 2.5.12. This version does no longer depend on “libg-crypt20.so”. Therefore, “libgcrypt” is no longer part of the PLCnext Linux.

## OPC UA

The “ManufacturerUri” has been renamed again from <http://www.phoenixcontact.com> to <http://phoenixcontact.com>.

## System

The feature “reset to default setting” now considers OCI containers. The folders below will now be removed:

- /media/rfs/rw/var
- /media/rfs/rw/data

## 15.3 Error corrections

### C++

RSC services that return values as 'out' parameters of an array data type and are called from C++ code, now clear the array before writing any value.

### ESM

- Sporadically it could happen that the ESM event task “Interbus cycle end” influenced the running INTERBUS by a runtime difference, if the system time of the controller was changed during operation. This could lead to a stop of the INTERBUS master.
- The LOGIC ANALYZER in PLCnext Engineer did not log any variable values if an ESM task of type “IDLE” has been selected. This occurred with firmware version 2022.6 and 2022.9 and has been fixed for firmware version 2023.0.0 LTS.

## Fan module

When the PLC is switched on at high temperature a connected fan did not start.

## HMI

When changes made in the HMI project were applied with “Download Changes”, a “SIGSEGV” exception could occur that resulted in a PLC system watchdog (SWD).

## IEC 61131-3

- In case no task was configured to update the Axioline output data, Axioline outputs could cause standing outputs for a short time in the context of a task with linked Axioline ports if the task was stopped by a breakpoint set in PLCnext Engineer.
- When debugging IEC code using breakpoints in PLCnext Engineer, the PLC stopped with an exception.
- “Download Change” was not working if the PLC was used in combination with a AXC F XT PB left-alignable extension module.
- Using the C# method “DateTime.Now” in a static class could in some cases cause an error when downloading the project.
- If both SRL controllers (system redundancy) were in “backup” state (both with “force primary = false”), the system variables of the PLC's PROFINET device were reset.

## Network

- Parallel access of multiple instances to the network adapter port status could result in error messages or exceptions.
- When an Ethernet network storm occurs at an Ethernet interface that is used by PROFINET and the Ethernet link is cut off and reconnected again, an ESM task watchdog could occur.

## Notifications

- C# call stack after unhandled exception was doubled in “Notification.log”.
- The status change related to the control of an optional fan was not written correctly to the “Output.log” file.

## OPC UA

- When an eCLR component variable (IEC 61131-3 resource global variable), e.g. `Arp.Plc.Eclr/PLC_CRC_PRJ`, was configured to be published via “PubSub”, an exception occurred during start-up. The “PubSub” component and the “UA Server” could apparently not be reached afterwards.
- Some file transfer issues were fixed, e.g. “Writable” attribute was always true and PLC crash when removing permissions.

## PROFINET

- The “MaxSupportedRecordSize” from the GSDML description of a PROFINET device will now be evaluated and interpreted accordingly by the PROFINET controller. Special cases that e.g. “MaxSupportedRecordSize” of a PROFINET device is greater than the maximum record size of the PROFINET controller will be handled correctly.
- If the “MaintenanceItem: Demanded” and the “Property Flag” “Maintenance Demanded” both occurred in the same PROFINET alarm frame, the alarm was not displayed in the PROFINET bus diagnostics in the WBM.
- In connection with a set PROFINET cycle time of 1 ms, the PROFINET controller could experience increased latency. This behavior was caused by an unfavorable timing during the communication processing of the process data.
- During the startup parameterization of a subordinate IO-Link master at an “AXL F BK PN TPS” bus coupler, the error message “0xA002” (wrong module found) could occur.
- When reading the “ModuleDiffBlock” with the function block “GET\_MODULE\_DIFF\_BLOCK” it could happen that the states “WRONG\_MODULE” and “NO\_MODULE” were not returned. The error occurred when there is a module difference but no submodule difference. With “WRONG\_MODULE” and “NO\_MODULE” there is no submodule difference and therefore the difference was incorrectly not saved.
- If a bus coupler was operated via the PROFINET controller as a subordinate device without connected I/O modules, the “SF” LED was not activated. The bus coupler reports an “SF” and the PROFINET diagnostics in the WBM also shows this state, but neither the status LED nor the system variable “PNIO\_SYS-TEM\_SF” indicated this.
- When loading the project, an exception could occur if the following applied: A submodule with different input and output data width with corresponding data ports was registered to the controller's PROFINET device via the bus configuration of the superior PROFINET controller.
- Setting values of “maxSlots” or “maxSubslots” in the PROFINET settings files were not effectively adopted.

## RSC

When calling the “IDeviceInfoService” with parameters “General.Hardware.VersionMajor” or “General.Hardware.VersionMinor”, the device responded with “ident not found” in the “Output.log” file.



## SD card

The detection whether the SD card is plugged in was corrected. This previously caused problems in combination with the left-alignable extension module AXC F XT SPLC 1000.

## Status LEDs

The “SF” LED was not disabled after the last diagnosis disappears with the specifier “All subsequent disappears”.

## System

- When installed apps requested a restart of the firmware, it could sporadically happen that this restart was not performed properly.
- In connection with “Docker” support, the kernel flag “CONFIG\_MACVLAN” was set incorrectly.
- It could sporadically happen that the PLC went into an error state during “download changes”. Even downloading the project did not solve the error state. The PLC had to be rebooted.

## User Manager

- Deleting all entries in “Blocked Passwords” in the WBM under “Security”, “User Authentication”, “Password Policy” did not work. After “Apply and reboot”, all default entries were still present.
- The security notification “ResetUserRolesFailed” could not be triggered.

## WBM

- The “Additional value” in the PROFINET diagnostics of a device was displayed unformatted.
- The “Additional value” in the PROFINET diagnostics of a device was displayed with wrong error code.
- Incorrectly parameterized modules were not always displayed as faulty in the “Tree View” of the PROFINET diagnostics.
- A “Link down” error was shown in the PROFINET diagnostics for a device, although a “Disappear” alarm has already been received.
- Very long DNS names were displayed unclearly in the PROFINET diagnostics for a device.
- On the WBM page “Network” in the “Configuration” area, LAN interfaces and ports were displayed incorrectly.
- Different “escape” behavior on different WBM pages has now been unified.
- Some long diagnostic texts in the context of PROFINET device diagnostics were truncated.

- The “Integrated Uninterruptible Power Supply” WBM page displayed the “HFAIL” state as a “warning” instead as an “error”.
- Errors occurred in the WBM Axioline diagnostics when displaying different Axioline base profiles (e.g. module 2.0 or 3.0 profile).
- When updating an older firmware version to version “2022.6.0” or “2022.6.1”, WBM access was not possible after the reboot. The only remedy was to restart the controller again.

## 15.4 Known limitations and errors



The known limitations and errors can be found in the PLCnext Info Center at: [https://www.plcnext.help/de/Known\\_issues.htm](https://www.plcnext.help/de/Known_issues.htm)  
Here you will find a constantly updated overview of all known issues.

## 15.5 Security updates



As part of the OpenSSH update from “8.4p.1” to “8.8p1” (or newer), “SHA1” will be disabled in a future firmware release.



Busy box will be disabled in a future firmware release and replaced by other packages if necessary.

The following security updates have been made in this release. For more information about the specified CVE numbers, see:

- <https://nvd.nist.gov/vuln>
- <https://cert.vde.com>

Information on the Phoenix Contact “PSIRT” can be found at: <https://www.phoenixcontact.com/psirt>

### Busybox

- CVE-2022-30065

### Curl

- CVE-2022-32207
- CVE-2022-32206
- CVE-2022-32208
- CVE-2022-32205
- CVE-2022-35252
- CVE-2022-42915
- CVE-2022-42916

### Dpkg

- CVE-2022-1664

## **E2fsprogs**

- CVE-2022-1304

## **Git**

- CVE-2022-29187
- CVE-2022-39260
- CVE-2022-39253

## **Gnutls**

- CVE-2022-2509

## **HMI**

- Hardening against DoS attacks.
- Hardening against memory leak problems in case of network attacks.

## **Libtirpc**

- CVE-2021-46828

## **Libxml2**

- CVE-2022-40304

## **Libexpat**

- CVE-2022-40674
- CVE-2022-43680

## **Linux**

- CVE-2022-1015
- CVE-2022-1016

## **Logrotate**

- CVE-2022-1348

## **OpenSSL**

- CVE-2022-2097

## **Python**

- CVE-2022-42919

## **SSH**

- CVE 2002-20001  
The following vulnerable DHE KEX algorithm(s) of the openSSH server have been completely removed:
  - diffie-hellman-group14-sha256
  - diffie-hellman-group16-sha512
  - diffie-hellman-group18-sha512
  - diffie-hellman-group-exchange-sha256

## **StrongSwan**

- CVE-2022-40617

## **Sudo**

- CVE-2022-43995

## **User Manager**

- By mistake, the “SecurityToken” when creating and modifying users was always “0000000” in the security notifications.
- Hardening of Trust and Identity Stores.

## **Vim**

- CVE-2022-1927
- CVE-2022-1942
- CVE-2022-2129
- CVE-2022-2175
- CVE-2022-2182
- CVE-2022-2183
- CVE-2022-2343
- CVE-2022-2207
- CVE-2022-2210
- CVE-2022-2344
- CVE-2022-2304
- CVE-2022-2345
- CVE-2022-2231
- CVE-2022-2287
- CVE-2022-2284
- CVE-2022-2289
- CVE-2022-2288
- CVE-2022-2264
- CVE-2022-2206
- CVE-2022-2257
- CVE-2022-2208
- CVE-2022-2285
- CVE-2022-2286
- CVE-2022-2257
- CVE-2022-2522
- CVE-2022-2571
- CVE-2022-2580
- CVE-2022-2581
- CVE-2022-2598
- CVE-2022-3234
- CVE-2022-3235
- CVE-2022-3256

- CVE-2022-3278
- CVE-2022-3296
- CVE-2022-3297
- CVE-2022-3324
- CVE-2022-3352
- CVE-2022-3705

**WBM**

- Umlauts in the password of the “User Manager” were not handled correctly. The password rule for upper and lower case was not followed. This could lead to unintentionally weaker passwords.
- Hardening of WBM against Cross-Site-Scripting.

**Zlib**

- CVE-2022-37434

## 16 Changes in firmware version 2022.6.1



To be able to use all new functions of the firmware, you need PLCnext Engineer version 2022.6 or newer. Select the latest template for firmware version 2022.6 in the PLCnext Engineer project.

### 16.1 New functions

#### IEC 61131-3

A new function block “UPS\_DIAGNOSTICS” can be used by the application. For further details on this function block refer to the help of PLCnext Engineer 2022.6 or newer. Additionally, the new system variable “UPS\_DIAGNOSTICS” was introduced.

Note: With hardware revision 01 only the charge level is evaluated, the health state cannot be evaluated (WARN and FAIL have always the value FALSE).

#### OPC UA

- The PubSub feature was extended with the following facets:
  - Subscriber UADP Dynamic Data or Events Facet
  - Publisher UADP Dynamic Data or Events Facet
  - Subscriber UADP Flexible Layout Facet
  - Publisher UADP Flexible Layout Facet
- The OPC UA server supports references to nodes in its own address space according to “<https://reference.opcfoundation.org/Core/docs/Part17/A.2/>”.

#### PROFINET

In case of module differences, the notification “Arp.Io.PnC.ArReady” contains information about the “ModuleDiffblock” which has been sent by the PROFINET device. The module difference is also displayed on the PROFINET page in the “Diagnostics” area of the WBM.

#### Security

- An integrity check for PLCnext Engineer projects was implemented. The action in case of an integrity breach can be configured (“Warning” mode is enabled by default, “Error” mode can be configured).  
Note: If the integrity check is active, any project is checked while loading. This means that an integrity breach is also detected for projects without the hash code, e.g. projects that are created with a PLCnext Engineer version prior to 2022.6. The notification payload will report: “Manifest file 'PCWE.manifest.config' does not exist.”.

- During startup a notification is emitted which lists all installed PLCnext apps.
- The syslog configuration has been extended to include events logged by “podman”.

#### System

The binding of licences for certain extension functionalities is now also possible in connection with an inserted SD card with corresponding license. This works exclusively with the following SD cards:

- SD FLASH 8GB PLCNEXT MEMORY LIC (order no. 1151112)
- SD FLASH 32GB PLCNEXT MEMORY LIC (order no. 1151111)

#### WBM

- The TLS version and a cipher suite can be selected on the “Web Services” page.
- If a password expiration is configured, the WBM shows a warning after login indicating when the password will expire within the configured period.
- On the page “License Management” the UUID of the PLC is shown if a license is stored on the PLC.
- A WBM page “Integrated UPS” has been introduced for diagnostics of the Integrated Uninterruptible Power Supply.  
Note: With hardware revision 01 only the charge level is evaluated. The health state cannot be evaluated.

### 16.2 Changes

#### ESM

- The power down sequence has been refactored for PLCs with an integrated UPS. The ESM event task “Arp.Plc.Esm.OnStop” is now terminated at latest after 500 ms (even in case of a configured watchdog beyond 500 ms). If this event task is terminated, the retentive data are regarded as invalid and do not persist. As a consequence, a cold restart is performed when the power returns.
- The handling of the “Idle” task by the ESM has been optimized. The resulting cycle time is shorter and the idle task is now executed more often.

#### GDS

The GDS has been optimized so that less time is required to execute the GDS connectors.

## Linux/SDK

- GCC compiler has been upgraded from version 9.3 to version 11.2. When executed on Microsoft Windows with MinGW, the feature “pre-compiled header” does not work due to this update (gcc reports an internal error).
- By accident some PLCnext SDK header files included the namespace “std”. This has now been corrected. In order to eliminate compiler errors, C++ projects created by the customer may need to include the namespace explicitly (i.e. statement “using std;”) or use the fully qualified name by preceding the name of the related types with “std::”.
- During refactoring of some PLCnext RSC services, type aliases were removed. This also happened inside the “IDataLoggerService2” which utilizes the “VariableInfo” class from namespace “Arp::Plc::Gds::Services”. Before the refactoring this class was introduced into the “Arp::Services::DataLogger::Services” namespace by the “VariableInfo.hpp” file, located in the same directory as the “IDataLoggerService2.hpp”. By now, the “VariableInfo” class is not directly included in the “Arp::Services::DataLogger::Services” namespace but used as a type alias inside the “IDataLoggerService2” interface. This means, applications that used the “VariableInfo.hpp” before the refactoring of the “IDataLoggerService2” now have to include the following statement in order to compile successfully: “using VariableInfo = Arp::Services::DataLogger::Service::IDataLoggerService2::VariableInfo;”

## SD Card

The partitioning of “SD FLASH 8GB PLCNEXT MEMORY LIC (item no. 1151112)” and “SD FLASH 32GB PLCNEXT MEMORY LIC (item no. 1151111)” has been changed. The PLCnext firmware has been adopted to this partitioning.

## WBM

- A security notification “Security.Arp.System.Um.SystemUseNotificationSet” is issued when the “System Use Notification” is changed via WBM.
- When the “Security Profile” is enabled the “User Authentication” cannot be disabled.
- Details about the “ModuleDiffBlock” are displayed on the PROFINET page in the “Diagnostics” area of the WBM. In particular the Module ID of the module that is physically present at the device is displayed.

## 16.3 Error corrections

### ESM

If an ESM task has a fatal error and exits immediately, an unhandled follow-up exception leads to a deadlock of the application.

### HMI

With firmware versions 2022.0 LTS and earlier, the HMI server stopped when the password of a user who was not (or no longer) assigned any “EHmiLevel\*” role has been changed in the HMI. To recover from this situation the PLC needed to be rebooted. This bug has been fixed.

### PROFINET

- When cyclic tasks at all ESM (cores) were used and these tasks had an execution duration (ESM\_DATA.ESM\_INFOS[..].TASK\_INFOS[..].MAX\_EXEC\_DURATION) longer than the configured Monitor time of a PROFINET device (in PLCnext Engineer: Profinet device in the PLANT area → interface node → Settings tab → Monitor time), this PROFINET device connection could be terminated and re-established. This bug has been fixed.
- When a superior PROFINET controller attempted to set an IP address of the PROFINET device of the PLCnext controller while the system was booting, the firmware could crash (SIGSEGV).

### WBM/Security

- The option “Exclude admin users from timeout” did not work, the admin cannot be excluded. This option can be set at the “Session Configuration” tab of the WBM page “User Authentication”.
- On the WBM page “Network” in the “Configuration” area, LAN interfaces and ports were displayed incorrectly.

## 16.4 Known limitations and errors






The known limitations and errors can be found in the PLCnext Info Center at:

[https://www.plcnext.help/de/known\\_issues.htm](https://www.plcnext.help/de/known_issues.htm)

Here you will find a constantly updated overview of all known issues.

## 16.5 Security updates

-  As part of the OpenSSH update from “8.4p.1” to “8.8p1” (or newer), “SHA1” will be disabled in a future firmware release.
-  Busy box will be disabled in a future firmware release and replaced by other packages if necessary.
-  The following DHE KEX algorithm(s) of the openSSH server will be removed in a future firmware release:
  - diffie-hellman-group14-sha256
  - diffie-hellman-group16-sha512
  - diffie-hellman-group18-sha512
  - diffie-hellman-group-exchange-sha256

The following security updates have been made in this release. For more information about the specified CVE numbers, see:

- <https://nvd.nist.gov/vuln>
- <https://cert.vde.com>

Information on the Phoenix Contact “PSIRT” can be found at: <https://www.phoenixcontact.com/psirt>

### Busybox

- CVE-2022-28391

### C-ares

- CVE-2021-3672

### Curl

- CVE-2022-22576
- CVE-2022-27778
- CVE-2022-27779
- CVE-2022-27782
- CVE-2022-27774
- CVE-2022-27776
- CVE-2022-30115
- CVE-2022-27780
- CVE-2022-27781
- CVE-2022-27775

### Cyrus SASL

- CVE-2019-19906
- CVE-2022-24407

### GLIBC

- CVE-2022-23218
- CVE-2022-23219

### Kernel

- CVE-2018-12207

### LIBEXPAT

- CVE-2022-25235
- CVE-2022-25236
- CVE-2022-25313
- CVE-2022-25314
- CVE-2022-25315

### Libxml

- CVE-2022-29824
- CVE-2022-23308

### Ncurses

- CVE-2022-29458

### Nginx

- CVE-2021-3618

### OpenSSL

- CVE-2022-0778

### OpenVPN

- CVE-2022-0547

### Podman

- CVE-2022-1227
- CVE-2022-27649

### Protobuf

- CVE-2021-22570

### Python

- CVE-2021-29921

### Rsync

- CVE-2020-14387

### SSH

- CVE 2002-20001 (fixed, if Security Profile is enabled)

### SSL

- CVE-2011-1473
- CVE-2011-5094

## **Vim**

- CVE-2022-1381
- CVE-2022-1420
- CVE-2022-1733
- CVE-2022-1796
- CVE-2022-1621
- CVE-2022-1616
- CVE-2022-1619
- CVE-2022-1629
- CVE-2022-1735
- CVE-2022-1769
- CVE-2022-1785
- CVE-2022-1620
- CVE-2022-1674
- CVE-2022-1771
- CVE-2022-1886
- CVE-2022-1851
- CVE-2022-1898
- CVE-2022-1720

## **Zlib**

- CVE-2018-25032

## **CSV**

- Sanitized the output (CSV file) of the notifications export in the WBM in order to prevent CSV injection software attack from CVE-2014-3524.

## **HMI**

- In some cases requests via the “REST” interface to variables of data type “STRING” that are not marked as “HMI” could cause the PLC to crash.

## **IPv6**

- Fixed IPv6 firewall rules despite IPv6 is not fully supported yet.

## **OPC UA**

- Unified Automation reported several security risks for the OPC UA SDK 1.7.6 and before. All reported issues are fixed with the update of OPC UA SDK version 1.7.7.


## **System**

- It was possible to get admin rights partially via a re-configuration of the user roles “Engineer” or “Commissioner”.


## **WBM**

- Hardening the input validation of user names in “User Authentication”.
- Hardening of Cross-Site-Request-Forgery (CSRF) attack in user based web management.


## 17 Changes in firmware version 2022.0.8 LTS


 To be able to use all new functions of the firmware, you need PLCnext Engineer version 2022.0.1 LTS or newer. Select the latest template for firmware version 2022.0.0 LTS in the PLCnext Engineer project.

### 17.1 Known limitations and errors

 The known limitations and errors can be found in the PLCnext Info Center at: [https://www.plcnext.help/de/known\\_issues.htm](https://www.plcnext.help/de/known_issues.htm). Here you will find a constantly updated overview of all known issues.

### 17.2 Security updates

 As part of the OpenSSH update from “8.4p.1” to “8.8p1” (or newer), “SHA1” will be disabled in a future firmware release.

 Busy box will be disabled in a future firmware release and replaced by other packages if necessary.

The following security updates have been made in this release. For more information about the specified CVE numbers, see:

- <https://nvd.nist.gov/vuln>
- <https://cert.vde.com>

Information on the Phoenix Contact “PSIRT” can be found at: <https://www.phoenixcontact.com/psirt>

#### Busybox

- CVE-2022-28391

#### Curl

- CVE-2022-22576
- CVE-2022-27778
- CVE-2022-27779
- CVE-2022-27782
- CVE-2022-27774
- CVE-2022-27776
- CVE-2022-30115
- CVE-2022-27780
- CVE-2022-27781
- CVE-2022-27775
- CVE-2022-32207
- CVE-2022-32206
- CVE-2022-32208
- CVE-2022-32205

#### Cyrus SASL

- CVE-2019-19906
- CVE-2022-24407

#### HMI

Hardening against DoS attacks.

#### IPv6

Fixed IPv6 firewall rules despite IPv6 is not fully supported yet.

#### LIBEXPAT

- CVE-2022-25235
- CVE-2022-25236
- CVE-2022-25313
- CVE-2022-25314
- CVE-2022-25315

#### LIBXML

- CVE-2022-29824
- CVE-2022-23308

#### OpenSSL

- CVE-2022-0778

#### OPC UA

Unified Automation reported several security risks for the OPC UA SDK 1.7.6 and before. All reported issues are fixed with the update of OPC UA SDK version 1.7.7.

#### OpenVPN

- CVE-2022-0547

#### Vim

- CVE-2022-1381
- CVE-2022-1420
- CVE-2022-1733
- CVE-2022-1796
- CVE-2022-1621
- CVE-2022-1616
- CVE-2022-1619
- CVE-2022-1629
- CVE-2022-1735
- CVE-2022-1769
- CVE-2022-1785
- CVE-2022-1620



- 
- |                 |                  |
|-----------------|------------------|
| - CVE-2022-1674 | - CVE-2022-2344  |
| - CVE-2022-1771 | - CVE-2022-2304  |
| - CVE-2022-1886 | - CVE-2022-2345  |
| - CVE-2022-1851 | - CVE-2022-2208  |
| - CVE-2022-1898 | - CVE-2022-2231  |
| - CVE-2022-1720 | - CVE-2022-2287  |
| - CVE-2022-1154 | - CVE-2022-2285  |
| - CVE-2022-0943 | - CVE-2022-2284  |
| - CVE-2022-1160 | - CVE-2022-2286  |
| - CVE-2022-1381 | - CVE-2022-2289  |
| - CVE-2022-0729 | - CVE-2022-2288  |
| - CVE-2022-0572 | - CVE-2022-2264  |
| - CVE-2022-1420 | - CVE-2022-2206  |
| - CVE-2022-0696 | - CVE-2022-2257  |
| - CVE-2022-0685 |                  |
| - CVE-2022-0714 | <b>ZLib</b>      |
| - CVE-2022-0361 | - CVE-2018-25032 |
| - CVE-2022-0368 |                  |
| - CVE-2021-3973 |                  |
| - CVE-2021-3796 |                  |
| - CVE-2021-4166 |                  |
| - CVE-2022-1733 |                  |
| - CVE-2022-1796 |                  |
| - CVE-2022-1621 |                  |
| - CVE-2022-1616 |                  |
| - CVE-2022-1619 |                  |
| - CVE-2022-1629 |                  |
| - CVE-2022-1735 |                  |
| - CVE-2022-1769 |                  |
| - CVE-2022-1785 |                  |
| - CVE-2022-1620 |                  |
| - CVE-2022-1674 |                  |
| - CVE-2022-1771 |                  |
| - CVE-2022-1886 |                  |
| - CVE-2022-1851 |                  |
| - CVE-2022-1898 |                  |
| - CVE-2022-1927 |                  |
| - CVE-2022-1942 |                  |
| - CVE-2022-1720 |                  |
| - CVE-2022-2129 |                  |
| - CVE-2022-2175 |                  |
| - CVE-2022-2182 |                  |
| - CVE-2022-2183 |                  |
| - CVE-2022-2343 |                  |
| - CVE-2022-2207 |                  |
| - CVE-2022-2210 |                  |

## 18 Changes in firmware version 2022.0.5 LTS



To be able to use all new functions of the firmware, you need PLCnext Engineer version 2022.0.1 LTS or newer.  
Select the latest template for firmware version 2022.0.0 LTS in the PLCnext Engineer project.

### 18.1 New functions

#### Article

Support of the left-alignable extension module (machine learning module) AXC F XT ML 1000 (item no. 1259849).

#### Linux/OS/Docker

The local gRPC server was integrated for the first time. With this first step gRPC offers a kind of standardized open source, programming language independent, local interface to most of the published RSC services.

#### OPC UA

- Controller to controller (C2C) data exchange via UDP protocol has been implemented according to the OPC UA Publish and Subscribe specification. “Publisher UDP UADP Periodic Fixed Profile” and “Subscriber UDP UADP Periodic Fixed Profile” are supported. Signing and encryption are not supported yet. The communication can be configured via PLCnext Engineer (from version 2022.0.1 LTS). The feature can be enabled via WBM. If enabled, it can be evaluated during a 4 hours trial-period. Otherwise a license (item no. 1392702) must be purchased from the PLCnext Store.
- A firmware update is supported according to “DI SU Software Update Base Server Facet” and “DI SU Cached Loading Server Facet”. For this purpose the new user role “SoftwareUpdate” has been introduced. This is a preparation for managing and updating the standard (non-safety) firmware (\*.rauc) by a Device and Update Management Service (DaUM), which will be released as an app for PLCnext in 2022.

#### WBM

- Password complexity rules and session properties can be configured on the WBM page “User Authentication”.
- NTP servers can be configured on the new WBM page “Date and Time”.

#### PROFINET

- PROFINET diagnostic information for modules and submodules are logged as notifications (Notification Logger). Additionally this information is shown on the “Profinet” page in the “Diagnostics” area of the WBM. Furthermore, in case of a PROFINET error, the WBM page displays a plain text in English language along with the corresponding error code. The plain text is issued for the module or submodule level. PLCnext Engineer 2022.0.1 LTS or newer (a template for firmware 2022.0 LTS or newer has to be used as well) collects the corresponding texts from the device description file (FDCML resp. GSD) of the related PROFINET devices. The collected texts are part of the downloaded project.
- Support of PROFINET “ModuleDiffBlock” information with RSC service “IARConfigurationService” and IEC 61131-3 function block “GET\_MODULE\_DIFF\_BLOCK” (PLCnext Engineer 2022.0.1 LTS and newer). The WBM already displays a module difference in the tree view and also shows the message “wrong module” in the device details of the PROFINET diagnosis.

#### Cyber Security

- Security-related notifications are logged to a dedicated notification archive. Additionally these notifications are forwarded to the Linux syslog. In the WBM the Linux syslog client can be configured to forward its log messages to one or more syslog servers.
- A “Security Profile” can be activated via WBM. This requires a license as described in the topic “Security Profiles” in the “Security” section of <https://www.plcnext.help>. When the “Security Profile” is activated, the PLC is rebooted and set into a secure state. This includes deleting the project, resetting nearly all configurations and deactivating potentially insecure system services. Possible use cases and security contexts are described in the Security Info Center (<https://security.plcnext.help>). If these conditions are met, the certification by “TÜV Süd” according to the security standard IEC 62443-4-2 can be applied.

## 18.2 Changes

### GDS

In case of GDS configuration errors, all errors are collected into a single notification. The previous firmware versions only stated the first configuration error and stopped further reading of the configuration files.

### C++/SDK

Due to a minor cleanup of the namespaces, some missing using statements may cause an error when compiled with an SDK version 2022.0 or newer. This may occur in following cases:

1. If the classes “Arp.System.Commons.Console” or “Arp.System.Commons.Environment” are used, insert a “using namespace Arp::System::Commons;” statement as a remedy.
2. If any class of the “Arp.System.Commons.Exceptions” namespace is used, there are two remedies:  
If the dedicated exception header file has been included, insert a “using namespace Arp::System::Commons::Exceptions;” statement as a remedy.  
If the general header file “Arp/System/Commons/Exceptions.h” has been included, insert a “using namespace Arp;” statement as a remedy.

### EtherNet/IP™

The EtherNet/IP product code of the slave device has been changed from 8220 to 8222. This may affect the configuration of the corresponding Ethernet/IP master if it relies on the product code.

### HMI

For projects compiled with PLCnext Engineer 2022.0.1 LTS (and newer) with a template for firmware 2022.0 LTS (and newer), the system variable HMI\_STATUS was replaced by the system variable HMI\_STATUS2. It was replaced because the member HMI\_STATION\_NUM has been added to the HMI\_STATUS\_STRUCT and as a consequence the new data type HMI\_STATUS2 needed to be implemented in PLCnext Engineer.

### PROFINET

Reduction of frequent and for end users unhelpful messages in the log file “Output.log”. This mainly concerns messages in the PROFINET context.

### Retain

In extremely rare cases not all retain variables can be set to their correct remanent value after a power loss. This situation is now improved. When the PLC is rebooted, incor-

rect values are detected and a cold restart is performed automatically. A corresponding warning is emitted to the log file “Output.log”.

## 18.3 Error corrections

**The following errors have been rectified:**

### Fan module

When the PLC was switched on at high temperature, a connected fan did not start.

### Axioline

Sporadically and in rare cases the Axioline local bus did not start. This has been observed mainly when a firmware 2021.6 or 2021.9 has been used and an Axioline Smart Element module was used as first Axioline module. Restarting Axioline did resolve the situation. This workaround is no longer necessary.

### SPLC

AXC F 3152 with AXC F XT SPLC 1000:

- When in PLCnext Engineer the interval time of the “SafetyTask” has been changed and the project is downloaded to the PLC, it could happen that the SPLC went into failure state (FS). Afterwards the PLC needed to be rebooted.
- The resolution of the safelog (visible in the “Safety PLC log messages” view of PLCnext Engineer) has been changed from seconds to milliseconds.

### Network

- Although the “Netload Limiter” was enabled, the PLC project could be affected by special network packet storms.
- With heavy network load, CPU load problems could occur due to a great volume of logging messages.

### IEC 61131-3

- When a function block programmed in SFC (Sequential Function Chart) was changed in PLCnext Engineer, these changes could not be sent to the PLC using “Download Changes” due to an exception. This error only occurred with firmware 2021.9
- In rare cases, the PLC could not be restarted after stopping when using PLCnext Engineer. The problem only occurred when a cold and warm start were performed and a PROFINET controller was used. The problem did not occur during a hot start. The PLC had to be rebooted.

- In rare cases, when the firmware rejected a “Download Changes” command, the project was damaged and had to be downloaded again.

### System

In rare cases, the PLC could run immediately into an ESM task watchdog after a power reset.

### PROFINET

A timer overflow in the PROFINET stack that occurred after 49 days was fixed. This mainly affected protocols like DCP during connection establishment or the cyclic LLDP neighbor discovery.

### PROFIBUS

AXC F 3152 with AXC F XT PB:

- When a configured PROFIBUS device could not be found during the system start, it was not indicated by the related PROFIBUS system variable. This could only be detected by a blinking LED of the AXC F XT PB.
- Connecting PROFIBUS system variables with GDS ports or global variables in PLCnext Engineer prevented the project from starting after download (connecting I/O process data with GDS ports or global variables worked). The error message “Failed to get buffer pointer from frame ...” was emitted to the “Output.log”.


### Retain

Retain variables inside a function block that have been added by a “Download Changes” command have been stored in the retentive memory with the value 0. As a consequence, the value was set to 0 after stop and warm start. This error occurred since firmware version 2021.0 LTS.


### Notifications


After a connection loss when displaying notifications in the PLCnext Engineer cockpit, it could happen that the display of notifications in the WBM generally no longer worked. Only the error message “Lost connection to Controller! (timeout)” was displayed.

### 18.4 Known limitations and errors

-  The known limitations and errors can be found in the PLCnext Info Center at: [https://www.plcnext.help/te/known\\_issues.htm](https://www.plcnext.help/te/known_issues.htm). Here you will find a constantly updated overview of all known issues.

### 18.5 Security updates

-  As part of the OpenSSH update from “8.4p.1” to “8.8p1” (or newer), “SHA1” will be disabled in a future firmware release.

-  Busy box will be disabled in a future firmware release and replaced by other packages if necessary.

The following security updates have been made in this release. For more information about the specified CVE numbers, see:

- <https://nvd.nist.gov/vuln>
- <https://cert.vde.com>

Information on the Phoenix Contact “PSIRT” can be found at: <https://www.phoenixcontact.com/psirt>

### SSL

- CVE-2021-3712
- CVE-2021-3711
- Deprecated encryption versions “TLSv1.0” and “TLSv1.1” were allowed over certain ports.

### Strongswan

- CVE-2021-41990
- CVE-2021-45079

### Open SSH

- CVE-2016-20012

### Open VPN

- CVE-2020-15078

### Nettle

- CVE-2021-3580 (CVSS: 7.5)
- CVE-2021-20305 (CVSS: 8.1)

### GIT

- CVE-2021-40330
- CVE-2021-21300

### GLIBC

- CVE-2021-35942
- CVE-2020-6096
- CVE-2020-29562

### GNUTLS

- CVE-2021-20231
- CVE-2021-20232

- CVE-2020-24659

## **LIBSSH2**

- CVE-2019-17498

## **LIBXML2**

- CVE-2021-3517
- CVE-2021-3518
- CVE-2021-3537

## **PERL**

- CVE-2020-10878
- CVE-2020-10543
- CVE-2020-12723

## **TAR**

- CVE-2021-20193

## **NGINX**

- CVE-2021-23017

## **NET-SNMP**

- CVE-2019-20892

## **GMP**

- CVE-2021-43618

## **Python**

CVE-2019-20907

## **LIBEXPAT**

- CVE-2021-45960
- CVE-2022-22824
- CVE-2022-22823
- CVE-2022-22822
- CVE-2022-22825
- CVE-2021-46143
- CVE-2022-22826
- CVE-2022-22827
- CVE-2022-23852
- CVE-2022-23990

## **CURL**

- CVE-2021-22946
- CVE-2020-8169
- CVE-2021-22926
- CVE-2020-8177

- CVE-2021-22922
- CVE-2021-22947
- CVE-2021-22897
- CVE-2021-22925
- CVE-2021-22923
- CVE-2021-22898

## **Busybox**

- CVE-2021-42374
- CVE-2021-42386
- CVE-2021-42380
- CVE-2021-42381
- CVE-2021-42379
- CVE-2021-42384
- CVE-2021-42378
- CVE-2021-42382
- CVE-2021-42385

The documented CVEs were not fixed via an update of busybox. Instead, the affected busybox components have been removed: The following config switches have been switched off (“not set”):

CONFIG\_FEATURE\_SEAMLESS\_LZMA=y

CONFIG\_ASH=y

CONFIG\_AWK=y

In the case of “AWqK” it makes no difference as this tool is also integrated from the core utils library. The shell “ASH” and the “LZMA” algorithms (i.e. for unzip) are no longer supported.

- CVE-2018-1000500

## **OPC UA**

- CVE-2021-45117

## **BASH**

- CVE-2019-18276

## **LDAP**

A change from the registered “Cipher Suite” to the default value in the LDAP configuration did not work.

## **PROFINET**

- The public “IConfigurationService” could be used by mistake in the C++ SDK without authorization.
- The data length at the “IAcyclicCommunicationService::RecordWrite” was not checked properly. This could result in memory being read beyond the vector boundary and sent as record data.

## 19 Changes in firmware version 2021.9.0



To be able to use all new functions of the firmware, you need PLCnext Engineer version 2021.9.0 or newer. Select the latest template for firmware version 2021.9.0 in the PLCnext Engineer project.

### 19.1 New functions

#### System

The binding of licenses for certain extension functionalities is now also possible in connection with an inserted SD card with corresponding license.

This works exclusively with the following SD cards:

- SD FLASH 8GB PLCNEXT MEMORY LIC (item no. 1151112)
- SD FLASH 32GB PLCNEXT MEMORY LIC (item no. 1151111)
- SD FLASH PLCNEXT MEMORY LIC CFG (item no. 1308064)

#### Linux/OS/Docker

The Docker engine Podman was integrated for the first time. With this step Podman is exclusively available for use in context of PLCnext Store apps.

#### PROFIBUS

Support of the left-alignable PROFIBUS master extension module AXC F XT PB (item no. 1091657).

#### DataLogger

The DataLogger has been improved to emit more notifications.

#### PLCnext Store

Extension of PLCnext Store support with the following subjects:

- Specifying the ContainerID for license operations.
- Report active ContainerIDs to the PLCnext Store.
- Transfer SD card slot status to the PLCnext Store.
- In addition to licenses bound to the device, licenses can now also be bound to the LIC SD cards.

### 19.2 Error corrections

The following errors have been rectified:

#### System

In rare cases, the controller did no longer recognize the SD card after an interruption of the power supply. All LEDs flashed and the controller could not be connected via Ethernet. Only some 2 GB SD cards were affected by this.

#### PLCnext Store

If an app created a file with write permissions in the temporary files directory (“/var/tmp/appdata/”), these write permissions were removed after a system reboot. As a result, the app could no longer write to the file.

#### OPC UA

When using a custom information model namespace the “BrowseName” was not returned to the OPC UA client.

#### Network

The Ethernet network ports “X1” and “X2” were not completely independent in terms of gateway handling. Now the system supports multiple network interfaces on the same subnet mask without mutual influence.

### 19.3 Known limitations and errors



The known limitations and errors can be found in the PLCnext Info Center at:

[https://www.plcnext.help/de/known\\_issues.htm](https://www.plcnext.help/de/known_issues.htm)

Here you will find a constantly updated overview of all known issues.

- Retain variables
  - If a requested warm start is not possible to execute via PLCnext Engineer, an implicit cold start is automatically executed. The retain variables are set to their initialization value.
  - After a system watchdog, only a cold start can be performed when the controller is started. The retain variables are set to their respective initialization values.
 

From firmware 2021.0 LTS and newer a dedicated state of the retain values can be restored from a backup.
  - If firmware version 2020.0 LTS or later is downgraded to 2019.9 or older and then upgraded again to firmware version 2020.0 LTS or later, a cold start is performed. The retain variables are set to their initialization value.
- EthernetIP
 

If the firewall is activated via WBM, the operation of EthernetIP is no longer possible.

This can be remedied by subsequently activating the ports:

- Incoming connections: **port 44818**
- Outgoing connection: **port 2222**
- PLCnext CLI version  
The PLCnext CLI version used must match the current SDK for this version. Downward compatibility cannot be guaranteed.
- Configuration changes to safety nodes  
With attached AXC F XT SPLC 1000:  
Only a complete recompilation and redownload of the standard and safety project guarantees a consistent adoption of configuration changes to safety nodes in the bus structure of the standard project.
- Firmware downgrade  
After downgrading the firmware, it is recommended to reset to “Default setting type 1”. This is not necessary when updating the firmware.
- WBM error message  
If the PLCnext system firmware has not started up properly, the WBM displays the error message “Bad Gateway 502”.
- Task name  
If “Event”, “EventTask”, “ServiceTask” or “Globals” is used as the name of a task, an error condition of the controller occurs when the project is downloaded. It occurs because these names are already used internally as class name.
- DHCP  
DHCP can only be switched on for Ethernet adapters that are not assigned as PROFINET controllers or PROFINET devices. To make the settings effective in the network, the device must be restarted.
- Variables  
The content of the variables “ESM\_DATA.ESM\_INFOS[\*].ESM\_TICK\_COUNT” and “ESM\_DATA.ESM\_INFOS[\*].ESM\_TICK\_INTERVAL” is permanently set to 0.
- Error during program download  
During a PLCnext Engineer program download (both total and changes), the web server returns an error 503 (busy) for requests to the HMI pages.
- DataLogger  
If two or more DataLogger sessions are configured to write to the same database, only the data of one session will be transferred to the database on the SD card at the end. As of firmware 2021.9 the user receives a notification indicating which session is recorded.
- Retain data  
Using the maximum quantity structures of the retain data can increase the task duration of the using task. This can trigger a task watchdog for time-critical applications.
- STRING variables  
Access to long STRING variables outside the application is limited to 511 bytes. This concerns reading and writing via the RSC services “IDataAccessService” and “ISubscriptionService”. These services are used by OPC UA, PLCnext Engineer HMI and the online functions of PLCnext Engineer, among others.  
From firmware version 2021.6: The same applies for WSTRING variables. Please note that WSTRING variables are converted to UTF8 when accessed via RSC services.
- “Download Changes”  
Sporadically a PLCnext Engineer project may reject “Download changes” without giving a reason.
- Restart after app installation  
Sporadically it can happen that a restart of the firmware requested by an app installation does not work properly. If the firmware does not start up correctly, the controller can be restarted by one of the following 3 possible actions:
  - Restart of the firmware via SSH (/etc/init.d/plcnext restart)
  - Reboot of the controller via SSH
  - Power reset of the controller
- Local time zone setting  
Setting local time zones is not fully supported.
- Language standard C++ 17  
With the SDK version 2021.6 the language standard C++ 17 has been set in the compiler options (“-std=c++17”). The firmware itself is also compiled with this option set. Besides some general C++ issues related to this C++17 standard, the following issue is related to PLCnext:  
C++ 17 introduces the data type “std::byte” which is unfortunately not compatible with “Arp::byte”. Therefore, if the namespaces “std” and “Arp” are both active the compilation results in an error. In this case existing C++ sources have to be adjusted so that they explicitly use “Arp::byte” (e.g. by adding “using byte = Arp::byte;”).
- Reset to default setting type 2 can only be performed with a running Linux system. If a user makes changes in the overlayFS that leads to problems booting the system, resetting the device via the reset button is not possible.

Only known workaround: You can boot the controller with an external SD card, copy the overlayFS to this external SD card and delete the overlayFS on the controller after that.

- Communication errors  
Sporadic communication errors may occur between PLCnext Engineer and the controller. A reboot of the controller solves the problem.
- Unexpected behavior using the Select() method  
The Select() method of the classes `Arp::System::Commons::Ipc::IpcSocket`, `Arp::System::Commons::Net::Socket` and `Arp::System::Commons::Net::TlsSocket` returns true, when the socket is shut down. Compared to BSD sockets, this behavior is unexpected. As this is a legacy method it is now remarked as deprecated. In future, additionally a new method `Poll()` will be implemented.
- System crash caused by user components  
If a user component causes a crash before the system watchdog is activated, the firmware terminates and the controller is available via SSH only.  
Note: The system watchdog is activated just before the `IControllerComponent::Start()` method is invoked.
- License operations, such as adding or removing a license, include cryptographic operations and hence shall only be performed if the PLC is stopped. This may avoid side effects due to preempting the license operations by tasks running with higher priority.

## 19.4 Security updates

The following security updates have been made in this release. For more information about the specified CVE numbers, see:

- <https://nvd.nist.gov/vuln>
- <https://cert.vde.com>

Information on the Phoenix Contact “PSIRT” can be found at: <https://www.phoenixcontact.com/psirt>

### WBM


- Deprecated SSL/TLS protocols in nginx web server have been disabled.  
Only TLS v1.2 and v1.3 are now enabled.
- The post-payload of the “WebConfiguration.cgi?SetHttpsCertificateIdentityStore” function could be modified in a way that could potentially be exploited via reflected XSS (cross-site scripting).


### LDAP

- The LDAP “GroupMappings” were compared with “case sensitivity” on the controller, although the “case sensitivity” support was disabled on the LDAP server. No error message indicating this fact was thrown. Now when the firmware reads in its LDAP server configuration, the LDAP “GroupMappings” were converted to lower case.
- The cipher list setting for the LDAP TLS configuration for the server connection was not properly applied. As a result, the highest possible encryption method was not always selected for the communication.



## 20 Changes in firmware version 2021.6.0

 To be able to use all new functions of the firmware, you need PLCnext Engineer version 2021.6.0 or newer. Select the latest template for firmware version 2021.6.0 in the PLCnext Engineer project.

 The versions “TLS v1.0/v1.1” in the context of the web server are supported in this firmware version, but will be disabled in one of the future firmware versions. The deactivation may cause connection problems with old browsers. There are no effects on the TLS function block functionality.

### 20.1 New functions

#### WBM

- The WBM has been extended by a page to activate and deactivate “System Services”.
- It is now possible to edit the IP configuration via WBM. Therefore the former display page “Network Configuration” has been renamed to “Network” and was moved from the “Information” to the “Configuration” area. It depends on the user role whether the IP settings can be edited or only viewed.

#### SPNS

- Support of the left-alignable safety-related extension AXC F XT SPLC 1000 (order no. 1159811).

#### IEC 61131

- The data type WSTRING has been added for IEC 61131-3 applications programmed with PLCnext Engineer version 2021.3 (or newer). Correspondingly the data type StaticWString<> has been added in C++ as template class. This data type is supported by IEC Runtime, GDS, Data Logger, OPC UA Server and HMI.
- The new function block family UDP\_SOCKET\_2, UDP\_SEND\_2 and UDP\_RECEIVE\_2 supports sending of UDP broadcast datagrams. The new function block family TLS\_SOCKET\_2, TLS\_SEND\_2 and TLS\_RECEIVE\_2 supports programming a TCP/TLS server which can communicate with more than one TCP/TLS client at the same time. These function blocks can be used in combination with PLCnext Engineer versions newer than 2021.6.0.

#### GDS

The link ability between process data (Octet String) and variables of the user application was extended.

#### HMI

The PLC state “Force Mode” is now displayed by the “DBG” LED (debug LED) or a display flag. Besides debug states (e.g. triggered by breakpoints), the DBG LED (respectively its corresponding element on the touch screen display) now also shows when the variables are forced.

#### DataLogger

- The DataLogger has been extended: By specifying the name of an ESM task, the values of all configured variables will be sampled within this task. This concerns resource-global variables and component ports as well as variables instantiated within a program associated to any ESM task.
- The DataLogger supports the configuration for triggered data logging.

#### PLCnext Store

PLCnext Store and app installation improvements:

- The installation of apps without reboot is supported.
- Apps can be downloaded with improved speed.

### 20.2 Changes

#### System

- Linux kernel was updated to version 5.4 LTS.
- “Paho” libraries were updated to the following versions:
  - paho-mqtt-c: 1.3.8
  - paho-mqtt-cpp: 1.2.0
- The PLC project download performance was improved.
- When setting the IP address, subnet mask or gateway, the value “255.255.255.255” is now rejected as invalid. Previously the firmware did not boot (a reset to default setting type 1 was required.)

### 20.3 Error corrections

The following errors have been rectified:

#### GDS/RSC

During the implementation of WSTRING, the behavior of the IGdsDataAccess service has been changed with regards to writing a value to a variable or port of data type STRING or StaticString<>. If in previous firmware versions the value was longer than the capacity of the variable/port, only as much bytes as provided by the variable have been copied. Additionally a warning message has been written to the Output.log file.

With firmware 2021.6 in this case the service method returns DataAccessError::StringLengthExceeds, no bytes are copied, and no warning message is emitted. The same handling has been implemented for data type WSTRING.

#### WBM

- A difference in the network configuration was not detected and displayed in the WBM if, for example, a change was made by a “DCP” configuration via network.
- The representation of hex values in the WBM was partially inconsistent.
- After an update from firmware versions 2020.6.x and older to firmware versions 2021.0.x, it was possible that the adopted WBM certificate could not be changed afterwards. A reset to default setting type 1 was necessary to be able to change the certificate.
- When setting a new user password in WBM, an erroneous error message occurred if the new password was entered first in the field “Confirm Password” and then in “New Password”.
- In the text field “Tip of the day” inconsistent use of punctuation marks occurred.
- In the text field “Edit System Use Notification” there was an inconsistent display of previously saved characters when editing again.

#### IEC 61131

- If an application was stopped by a breakpoint, the fieldbus process data could queue for one cycle when stepping on.
- The IEC 61131 runtime system could enter an undefined error state when downloading a PLC project that happened to use the same type names that were already used internally. This caused ambiguities. This applied, for example, to program/task/instance or function block names.

- In firmware versions 2021.0.x it could happen that after an update of older firmware versions the error message “Task 'Globals' already defined.” could occur when restarting the existing boot project. As a result, the project could not start properly due to an incompatible ESM configuration.
- The controller went into the FAIL state after frequent cold starts of the PLC project. Before each call of the OPC UA server, a warning from the root is displayed: “Enumerator: Too many open files”. After that a “CRITICAL” log from the OPC UA server is displayed.

#### PROFINET

- An issue that led to limited operation with certain PROFINET controller quantity structures was fixed.
- An incompatibility of Engineer apps with the possibility to switch off PROFINET controller/device was fixed. Inconsistency errors occurred when trying to switch off the PROFINET device only.
- When shutting down the system, internal thread exceptions could sporadically occur when terminating the process. This could cause the system to stop responding.

#### Network

In case the “dhcp” option was configured in the “interfaces” configuration file, it could happen that the manual “DHCP Gateway” setting was overwritten.

#### SDK/C++

It was not possible for the “StaticString” class to completely empty the contained pre-initialized “CHAR” array. With firmware 2021.6 the methods Clear() and IsEmpty() have been added.

#### System

- Starting with firmware versions 2020.9.x, numerous unhelpful logging outputs of the “rngd daemon” could occur in the log file “/var/log/debug”. This led to very large logging files.
- During the system startup, the PLCManager loads the projects and checks whether a system watchdog has occurred before the controller is started. If C++ programs or components are part of the project, their constructors are executed during the loading process of the PLC project. If the project was reloaded after a system watchdog has occurred, this could lead to repeated crashes and restarts that result in an endless loop.

- After setting PROFINET device diagnosis (SF LED on) the SF LED remained on, even if the diagnostic event was already completed and no longer pending.
- When restarting the controller, some informative messages were erroneously written to the log as type “ERROR”.

#### PROFICLOUD

- In case the PLC lost the connection to the internet, the link to Proficloud.io was not being re-established automatically. To return to online mode with proficloud.io, the PLC required a reboot or a restart of the ProficloudV3 services via WBM.
- If the connection to the Internet was lost, the WBM page of ProficloudV3 could not be accessed as long as the Internet connection remains lost.
- When writing log messages too quickly one after the other, it could happen that not all log messages were displayed in the cloud or some had the same timestamp.
- When a large number of data points could not be sent due to a network link failure, stopping of the TSD service was severely delayed.
- Sending significantly more than 50 configured data points could take an unexpectedly long time. With firmware 2021.6 the performance has been improved so that one PLC can send the values of up to 300 variables to the Proficloud.

#### OPC UA

- When an OPC UA client tried to call a function without required arguments, the PLC crashed.
- If an OPC UA client tried to browse an array of struct with children of kind array of primitive types where the index is out of range, the PLC could crash.
- Certain changes to security policies were applied only after a restart.

#### DataLogger

- During data logging in connection with the display of HMI data trend it could happen that memory was not released again.
- A “Download changes” command of the PLC project did not work if a “Rocks DB” session (HMI trending) of the DataLogger was active at the same time.

#### ESM

- Sporadically it could happen that a higher priority task together with a lower priority task on the same ESM core had a startup delay that should not have happened according to the priority.

- Sporadically, it could happen that when starting the PLC project, the task runtime was extended during the first cycle.

#### 20.4 Known limitations and errors



The known limitations and errors can be found in the PLCnext Info Center at:

[https://www.plcnext.help/de/known\\_issues.htm](https://www.plcnext.help/de/known_issues.htm)

Here you will find a constantly updated overview of all known issues.

- Retain variables
  - If a requested warm start is not possible to execute via PLCnext Engineer, an implicit cold start is automatically executed. The retain variables are set to their initialization value.
  - After a system watchdog, only a cold start can be performed when the controller is started. The retain variables are set to their respective initialization values.  
From firmware 2021.0 LTS and newer a dedicated state of the retain values can be restored from a backup.
  - If firmware version 2020.0 LTS or later is downgraded to 2019.9 or older and then upgraded again to firmware version 2020.0 LTS or later, a cold start is performed. The retain variables are set to their initialization value.
- EthernetIP  
If the firewall is activated via WBM, the operation of EthernetIP is no longer possible.  
This can be remedied by subsequently activating the ports:
  - Incoming connections: **port 44818**
  - Outgoing connection: **port 2222**
- PLCnext CLI version  
The PLCnext CLI version used must match the current SDK for this version. Downward compatibility cannot be guaranteed.
- Firmware downgrade  
After downgrading the firmware, it is recommended to reset to “Default setting type 1”. This is not necessary when updating the firmware.
- WBM error message  
If the PLCnext system firmware has not started up properly, the WBM displays the error message “Bad Gateway 502”.

- Task name  
If “Event”, “EventTask”, “ServiceTask” or “Globals” is used as the name of a task, an error condition of the controller occurs when the project is downloaded. It occurs because these names are already used internally as class name.
- DHCP  
DHCP can only be switched on for Ethernet adapters that are not assigned as PROFINET controllers or PROFINET devices. To make the settings effective in the network, the device must be restarted.
- Variables  
The content of the variables “ESM\_DATA.ESM\_INFOS[\*].ESM\_TICK\_COUNT” and “ESM\_DATA.ESM\_INFOS[\*].ESM\_TICK\_INTERVAL” is permanently set to 0.
- Error during program download  
During a PLCnext Engineer program download (both total and changes), the web server returns an error 503 (busy) for requests to the HMI pages.
- DataLogger  
If two or more DataLogger sessions are configured to write to the same database, only the data of one session will be transferred to the database on the SD card at the end. The user does not receive a message that not all data can be saved.
- Retain data  
Using the maximum quantity structures of the retain data can increase the task duration of the using task. This can trigger a task watchdog for time-critical applications.
- STRING variables  
Access to long STRING variables outside the application is limited to 511 bytes. This concerns reading and writing via the RSC services “IDataAccessService” and “ISubscriptionService”. These services are used by OPC UA, PLCnext Engineer HMI and the online functions of PLCnext Engineer, among others.  
From firmware version 2021.6: The same applies for WSTRING variables. Please note that WSTRING variables are converted to UTF8 when accessed via RSC services.
- “Download Changes”  
Sporadically a PLCnext Engineer project may reject “Download changes” without giving a reason.
- Restart after app installation  
Sporadically it can happen that a restart of the firmware requested by an app installation does not work properly. If the firmware does not start up correctly, the controller can be restarted by one of the following 3 possible actions:
  - Restart of the firmware via SSH (/etc/init.d/plcnext restart)
  - Reboot of the controller via SSH
  - Power reset of the controller
- Local time zone setting  
Setting local time zones is not fully supported.
- Language standard C++ 17  
With the SDK version 2021.6 the language standard C++ 17 has been set in the compiler options (“-std=c++17”). The firmware itself is also compiled with this option set. Besides some general C++ issues related to this C++17 standard, the following issue is related to PLCnext:  
C++ 17 introduces the data type “std::byte” which is unfortunately not compatible with “Arp::byte”. Therefore, if the namespaces “std” and “Arp” are both active the compilation results in an error. In this case existing C++ sources have to be adjusted so that they explicitly use “Arp::byte” (e.g. by adding “using byte = Arp::byte;”).
- Communication errors  
Sporadic communication errors may occur between PLCnext Engineer and the controller. A reboot of the controller solves the problem.
- Unexpected behavior using the Select() method  
The Select() method of the classes Arp::System::Commons::Ipc::IpcSocket, Arp::System::Commons::Net::Socket and Arp::System::Commons::Net::TlsSocket returns true, when the socket is shut down. Compared to BSD sockets, this behavior is unexpected. As this is a legacy method it is now remarked as deprecated. In future, additionally a new method Poll() will be implemented.
- System crash caused by user components  
If a user component causes a crash before the system watchdog is activated, the firmware terminates and the controller is available via SSH only.  
Note: The system watchdog is activated just before the IControllerComponent::Start() method is invoked.
- Reset to default setting type 2 can only be performed with a running Linux system. If a user makes changes in the overlayFS that leads to problems booting the system, resetting the device via the reset button is not possible.  
Only known workaround: You can boot the controller with an external SD card, copy the overlayFS to this external SD card and delete the overlayFS on the controller after that.

## 20.5 Security updates

The following security updates have been made in this release. For more information about the specified CVE numbers, see:

- <https://nvd.nist.gov/vuln>
- <https://cert.vde.com>

Information on the Phoenix Contact “PSIRT” can be found at: <https://www.phoenixcontact.com/psirt>

### SSL

- CVE-2020-1971
- CVE-2021-3449
- CVE-2021-3450
- When updating the OpenSSL version from 1.1.1i to 1.1.1k in firmware version 2021.0.5, the “scrypt” function for generating hash values was no longer supported.

### RAUC

- CVE-2020-25860

### HTTP

- A DoS attack on port 80 using HTTP frames could lead to a real-time impact on the PLC runtime.
- CVE-2021-23017

### WBM

- A XSS attack was reflected in a JSON response. This might leave content consumers vulnerable to attacks if they do not appropriately handle the data (response).
- A string entered in “Edit System Use Notification” could be executed on the login page of the controller.
- Cross-site scripting (XSS) exploitation could occur when setting the certificate for the Identity Store.

### SNMP

- When reading out the “OID .1.3.6.1.2.1.2.1.6.0” via a MIB browser, the controller crashed.

## System

- The “execute bit” of the PLCnext log files (and database files) was mistakenly set.
- When adding certificate lists via the WBM (create new trust store, upload certificate as file), it could happen that the controller crashed afterwards.
- When starting the operating system (or the “rngd“-service), the CPU usage consistently spiked to 100% for several seconds.
- CVE-2021-3156
- CVE-2020-8492

## 21 Changes in firmware version 2021.0.5 LTS



To be able to use all new functions of the firmware, you need PLCnext Engineer version 2021.0.2 LTS or newer. Select the latest template for firmware version 2021.0.0 LTS in the PLCnext Engineer project.

### 21.1 Changes

#### System

“Paho” libraries were updated to the following versions:

- paho-mqtt-c: 1.3.8
- paho-mqtt-cpp: 1.2.0

### 21.2 Error corrections

The following errors have been rectified:

#### System

An unusually high amount of logging entries in the log file /var/volatile/log/auth.log could cause the system to crash after some time.

#### GDS

Firmware version 2021.0 LTS rejected a GDS connection between a port variable of a C++ component and a port variable of a program instance. As a consequence the program did not start.

#### PLCnext Store

If a controller has been updated from a firmware version older than 2020.3 to a firmware version 2020.3 or newer, the folder /opt/plcnext/config in the overlay partition sporadically got wrong access rights. As a consequence it was not possible to install licenses. In the past a reset to “Default setting type 1” had to be performed as work-around. Firmware version 2021.0.5 LTS corrects the access rights.

#### ESM

With firmware version 2021.0 LTS the execution of tasks sporadically did not obey the task priorities, when a code worksheet was displayed in the online mode of PLCnext Engineer.

### 21.3 Known limitations and errors

- The app “MQTT\_Client\_Library” version 2 (Build 20210205), which is available in the PLCnext Store, is not compatible with firmware version 2021.0.5 and will cause a system watchdog which reboots the controller. Please contact the contributor of the app (PLCnext Store) for any questions and potential fixes.
- In addition, the known errors and limitations from firmware version 2021.0.3 LTS also exist in this firmware version.  
See section 23.3 “Known limitations and errors” on page 67.

### 21.4 Security updates

The following security updates have been made in this release. For more information about the specified CVE numbers, see:

- <https://nvd.nist.gov/vuln>
- <https://cert.vde.com>

Information on the Phoenix Contact “PSIRT” can be found at: <https://www.phoenixcontact.com/psirt>


#### SSL

- CVE-2021-3449
- CVE-2021-3450

#### RAUC

- CVE-2020-25860

## 22 Changes in firmware version 2021.0.3 LTS

 All changes described in section 23 “Changes in firmware version 2021.0.2 LTS” on page 64 are also valid for this firmware version.

### 22.1 Error corrections

**The following errors have been rectified:**

#### System

The bug fixing of firmware version 2021.0.2 LTS concerning the logging of information into files located at “tmpFS” has been reworked. As of firmware version 2021.0.3 LTS the following applies:

Logging information into files located at “tmpFS” occupied too much RAM. Consequently the System Watchdog re-started the controller. Now the following files are regularly checked:

- /var/log/debug
- /var/log/error
- /var/log/messages
- /var/log/syslog
- /var/log/auth.log
- /var/log/kern.log
- /var/log/user.log
- /var/log/cron.log
- /var/log/btmp
- /var/log/wtmp

If one of the files is too large, it will be moved to the backup. The backups are located in the same folder and “.1” is appended to the backup file name. This will overwrite existing backups.

## 23 Changes in firmware version 2021.0.2 LTS



To be able to use all new functions of the firmware, you need PLCnext Engineer version 2021.0.2 LTS or newer. Select the latest template for firmware version 2021.0.0 LTS in the PLCnext Engineer project.

### 23.1 New functions

#### Articles

With this firmware version the following articles are supported for the first time:

- AXC F XT EXP (Order No. 1139999)

#### IEC 61131

- Backup and restore of GDS retain variables is supported.
- The priority of the Linux thread representing an ESM task of type “IDLE” has been increased. It is now just below the lowest ESM priority (15). This results in less jitter and faster execution of the associated program instances due to less interruptions.  
As a consequence the IDLE task can now interrupt the “Globals” task which updates system variables and IEC 61131-3 resource global variables that are connected with I/O. To prevent this Phoenix Contact recommends to select appropriate “update tasks” in the PLCnext Engineer project.

#### WBM

- Security related product information is available via links in the “Help” menu in the header of the WBM and in the “Tip of the day” section on the start page.
- IO-Link diagnostic information is available in the Axioline tree view on the “Local Bus” page.
- The “System Use Notification” can be edited on the “User Authentication” page in the “Security” area.
- The “System Use Notification” is displayed when logging in to WBM or PLCnext Engineer.
- The HTTPS certificate can be configured on the “Web Services” page to avoid browser security warnings.

#### PROFINET

- The PROFINET controller and device can be enabled and disabled separately via configuration file.

- PROFINET controller certification according to PROFINET specification version 2.4.1 and Net Load Class II.
- PROFINET device certification according to PROFINET specification version 2.4.1 and Net Load Class II.

#### Proficloud

- Basic support of Proficloud V3 (firmware update from the cloud).
- “Proficloud V3 TSD service” is supported and replaces the “Proficloud TSD service”. Hereby the change from “www.proficloud.net” to “www.proficloud.io” is necessary.

#### OPC UA

The following topics apply to projects created with PLCnext Engineer 2021.0 LTS for a controller of firmware 2021.0 LTS:

- The new security policies “AES 128 SHA256 RSA OAEP” and “AES 256 SHA256 RSA PSS” are supported. These policies can be selected in the OPC UA configuration.
- When the UA server checks the certificate of the connecting client, the “ApplicationURI” from the client’s “ApplicationDescription” has to match to the “SubjectAlternateURI” in the client’s certificate. This check is performed by default for new projects as well as when an older controller is replaced by a controller of firmware 2021.0 LTS in the PLCnext Engineer project.  
If necessary the check can be suppressed by deactivating the “Check application URI against client certificate” checkbox in the OPC UA configuration in PLCnext Engineer.
- When the UA server is configured to use a “self-signed” certificate, the trust store “OpcUA-configurable” is used. The client certificate is checked against the Trust List and the Certificate Revocation List is applied. This applies to new projects as well as when an older controller is replaced by a controller of firmware 2021.0 LTS in the PLCnext Engineer project. Previous versions used the trust store “Empty” as default and no client authentication was applied. If necessary the former default can be applied by deactivating the “Use the truststore for client authentication” checkbox in the OPC UA configuration in PLCnext Engineer.
- The “SubscriptionKind” can now be selected in the OPC UA configuration in PLCnext Engineer. The options “Direct Read”, “High Performance” and “Real Time” are available. “Direct Read” is set as default for new projects as well as when an older controller is re-



placed by a controller of firmware 2021.0 LTS in the PLCnext Engineer project.  
The previous default “Real Time” can be selected if required.

### PLCnext Store

Multiple controller types are supported in the app extension (“app\_info.json”).  
During the installation of the app, the extension checks if the version of the app is suitable for the controller used.

### HMI

- Trending data services in interaction with the PLCnext Engineer HMI trending functionality are supported.
- Multiple project languages in interaction with PLCnext Engineer HMI language settings are supported.

### Docker

For Docker support a possible co-existence of “iptables” and “nftables” is useful. Therefore the default firewall configuration has been adjusted.  
The names of the following tables and chains have been changed:

Old name	New name
FILTER	<b>plcnext_filter</b>
input	<b>plcnext_input</b>
output	<b>plcnext_output</b>
basic_filter	<b>plcnext_basic_filter</b>
user_input	<b>plcnext_user_input</b>
user_output	<b>plcnext_user_output</b>

For compatibility with existing firewall configurations, the new settings also contain the old names as “deprecated-Name”.

### IO-Link

The IO-Link system integration refers to all types of IO-Link master modules from Phoenix Contact which can be driven by the PLCnext controllers via PROFINET or Axio-line:

- AXL F IOL8 2H (Order No. 1027843)
- AXL SE IOL4 (Order No. 1088132)
- AXL F IOL8 2H (Order No. 1027843)
- AXL SE IOL4 (Order No. 1088132)
- AXL E PN IOL8 DI4 M12 6M (Order No. 2701519)
- AXL E PN IOL8 DI4 M12 6P (Order No. 2701513)
- IOL MA8 PN DI8 (Order No. 1072838)

**Note:** A support by PLCnext Engineer is planned for version 2021.3.

## 23.2 Error corrections

The following errors have been rectified:

### WBM

- When displaying the network settings, an empty page could be displayed if a parameter could not be read. Now the page is displayed completely and affected parameters are shown as “N/A”.
- When adding a new user in the user administration, the entered password was not deleted if the process was cancelled with “Cancel”.
- When using the Internet Explorer for LDAP configuration, a new LDAP server entry could not be created successfully.
- Spelling mistakes in various messages of the WBM have been corrected.
- If an INTERBUS peripheral error occurred that was resolved and acknowledged by the application, the “Local Bus (Interbus)” page was not reset and the error was still displayed.
- After downloading a PLC project, the name of the project was not immediately displayed in the WBM. The page had to be refreshed in the browser by the user.
- After removing a previously detected fan module and displaying the current state on the “Fan Control” page, the WBM service failed.
- Conflicting error messages occurred when entering invalid characters on the “Certificate Authentication” page.

### IEC 61131

- The system could sporadically crash during the “Write and Start Project Changes” process if the PLCnext Engineer HMI component was reading variables at the same time. This fix has the following effects on the “Write and Start Project Changes” process:
  - GDS: Services respond with status “CurrentlyUnavailable”
  - OPC UA: It is not possible to update values and browse variables
  - PLCnext Engineer HMI: Use replacement value “0”
- Exceptions in connection with managed C# code used in the PLC project were not handled correctly. This could cause the IEC 61131 runtime to stop responding.  
Now the exception is shown/listed including the call stack.

- An unexpected PLC task watchdog could occur in a low-priority task with a very long cycle time in connection with cold, warm and hot restart.
- When reading the eCLR error catalog with PLCnext Engineer, the firmware of the standard controller (SIGSEGV) could sporadically crash. This subsequently raised a software watchdog.
- After starting the PLC project, the system variables for the system time were only maintained with a delay. As a result, the value “0” was displayed for several cycles.
- PROFINET plug alarms could not be reported via the function block “RECV\_ALARM”.
- The cyclical call of the function block “AR\_STATISTICS” led to a very high system load up to the sporadic reduction of the PROFINET communication.
- When executing the function blocks “RDREC” and “WRREC” in fast succession, it could happen that the corresponding PROFINET AR was removed and the function blocks could not process any further services. Corresponding error messages were issued.

## PROFINET

- Under various project conditions, PROFINET performance could deteriorate or unexpected connection failures could occur. Extensive PROFINET performance optimizations have been made to eliminate this behavior.
- When reading the PROFINET device of the controller via PLCnext Engineer, it could happen that the matching module “I/O 512” could not be determined.
- The system variable “PNIO\_CONFIG\_STATUS” did not match the documented behavior. The corrected behavior now shows the value 3 after a successful connection setup. Bit 0 (Ready) and Bit 1 (Active) are set.
- No more DCP or DCERPC frames were sent after changing the local date or time of the controller. As a result, PROFINET could not function properly.
- After a restart of the device by voltage reset it could happen that the PROFINET controller could not establish a connection to all PROFINET devices. This occurred when connecting with large numbers of PROFINET devices.
- Minor problems in the representation of device specific information via LLDP were solved.
- If autonegotiation of remote devices is deactivated, the default speed option of the interface is 100 Mbit half-duplex. In that case an existing PROFINET connection has not been aborted.

## RSC

The RSC service “Write DeviceSettings” with the parameter “Rtc.Date” had not considered leap years and had rejected corresponding settings with “OutOfRange”.

## Fan

- If a defective fan module was detected there was an inconsistent diagnostic state in the system variables and the information displayed in the WBM. The “FAN\_MAINTENANCE” flag was not activated.
- During the fan diagnosis the state could be reached that no errors or warnings were generated although a detected fan was not rotating.
- In case of a blocked FAN (no rotation) a calibration with zero speed was still performed.

## System

- When restarting the PLCnext firmware after a software reset, an exception could occur very sporadically. This meant that the firmware could not be started properly.
- Sporadically it could happen that a remoting based communication (such as that of PLCnext Engineer) could not be established if connection requests were already sent to the controller during the boot phase.
- During the reboot of the controller a system watchdog could occur very sporadically. Especially when triggering the reboot via SSH terminal the current retain data of the PLC project could be lost.
- An SD card that was removed during operation triggered a stop of the PLC project, although the support of an external SD card was deactivated in the WBM configuration.
- The status LED on the device was blinking with the wrong frequency in case of a removed external SD card. It has been corrected according to the description.
- If the SD card was removed during operation and then the supply voltage was disconnected, the device was operated with the internal voltage buffer until it was empty. This could take up to 30 seconds.
- Reading “Status.Memory.Usage.Percent” via RSC interface was only possible with the user role “Admin”.
- If an app with temporary data was installed but not started and then the controller was restarted, the folder previously created for the app was deleted. As a result, the app could not access the folder after starting.

- The cold start event task was no longer executed during a cold start of the PLC project if a change was previously made that caused a cold start (e.g. change of project name).
- The basic CPU usage of the system was improved.
- The default text of the “System Use Notification” was improved. The “System Use Notification” is displayed when logging in to the controller (e.g. WBM or PLCnext Engineer).
- The file name of the firmware update container was changed.  
Now the complete firmware version is considered.
- Under rare conditions a power failure could result in retain values not being saved. When the voltage returned, older retain values were used. Now in these cases a cold restart is performed.
- Logging information into files located at “tempFS” occupied too much RAM. Consequently the System Watchdog restarted the controller.  
Now the following files are regularly checked:
  - /var/log/debug
  - /var/log/error
  - /var/log/messages
  - /var/log/syslog
  - /var/log/auth.log
  - /var/log/kern.log
  - /var/log/user.log
 If one of the files is too large it will be moved to the backup. This will overwrite existing backups.
- With firmware version 2021.0 LTS a reset to “Default setting type 1” was not possible when executed by pressing the reset button of the controller.

#### OPC UA

- With certain method calls the status “Bad” of the OPC UA server could occur during download changes of the PLC project.
- Due to an unfavorable startup sequence of the OPC UA component it could happen that certain alarms could not be detected in time.
- Browsing from a node to a child node and back did not work.
- When a value which shall be written to a STRING variable exceeds the maximum length of this variable, then writing is rejected with the error code “Bad\_OutOfRange”.  
In previous versions the UA server truncated the value to the maximum length of the variable.

#### Docker

Firewall support for NAT (Network Address Translation) was not available. Options like "CON-FIG\_NFT\_MASQ\_IPV4" were not supported by this.

#### Axioline

If an Axioline bus contained a power terminal and a Smart Elements module with empty slots, the bus did not re-start after a power failure.

#### SDK/C++

The SDK related to firmware version 2021.0 LTS redefines the “std::make\_unique” function, thus creating a conflict when compiling existing code.  
Use the SDK related to firmware version 2021.0.2 LTS instead.

#### Network

- In case the "dhcp" option was configured in the "interfaces" configuration file, it could happen that the manual "DHCP Gateway" setting was overwritten.
- The Ethernet connection froze after a few minutes when the controller is connected to another port that is configured to 100 Mbit full-duplex without autonegotiation.

### 23.3 Known limitations and errors

- Retain variables
  - If a requested warm start is not possible to execute via PLCnext Engineer, an implicit cold start is automatically executed. The retain variables are set to their initialization value.
  - After a system watchdog, only a cold start can be performed when the controller is started. The retain variables are set to their respective initialization values.  
From firmware 2021.0 LTS a dedicated state of the retain values can be restored from a backup.
- Retain handling  
With extended retain handling in the context of this firmware, the retain variables are reinitialized by a cold start when downgrading to firmware 2020.3 or older. A previous saving of the retain variables by the user is not supported with firmware 2020.6 and older.
- Retain variable behavior in case of firmware downgrade  
If firmware 2020.0 LTS or later is downgraded to 2019.9 or older and then upgraded again to firmware version 2020.0 LTS or later, a cold start is performed. The retain variables are set to their initialization value.

- PLCnext CLI version  
The PLCnext CLI version used must match the current SDK for this version. Downward compatibility cannot be guaranteed.
- EthernetIP  
If the firewall is activated via WBM, the operation of EthernetIP is no longer possible.  
This can be remedied by subsequently activating the ports:
  - Incoming connections: **port 44818**
  - Outgoing connection: **port 2222**
- Firmware downgrade  
After downgrading the firmware, it is recommended to reset to “Default setting type 1”. This is not necessary when updating the firmware.
- Firmware startup  
If the PLCnext system firmware has not started up properly, the WBM displays the error message “Bad Gateway 502”.
- Task name  
If “Event”, “EventTask” or “Globals” is used as the name of a task, an error condition of the controller occurs when the project is downloaded.  
This is because “Event”, “EventTask” and “Globals” are already used internally as class name.
- DHCP  
DHCP can only be switched on for Ethernet adapters that are not assigned as PROFINET controllers or PROFINET devices. To make the settings effective in the network, the device must be restarted.
- Variables  
The content of the variables “ESM\_DATA.ESM\_INFOS[\*].ESM\_TICK\_COUNT” and “ESM\_DATA.ESM\_INFOS[\*].ESM\_TICK\_INTERVAL” is permanently set to 0.
- HMI pages during program downloads  
During a PLCnext Engineer program download (both total and changes), the web server returns an error 503 (busy) for requests to the HMI pages.
- Multiple DataLogger Sessions  
If two or more DataLogger sessions are configured to write to the same database, only the data of one session will be transferred to the database on the SD card at the end. The user does not receive a message that not all data can be saved.
- Retain data  
Using the maximum quantity structures of the retain data can increase the task duration of the using task. This can trigger a task watchdog for time-critical applications.
- Crash during startup phase  
The system watchdog is not yet active during the startup phase if you start C++ extensions very early. If the user code causes a crash during this phase, this can lead to an endless boot loop.  
You can solve the problem by removing the SD card before rebooting.
- STRING variables  
Access to long STRING variables outside the application is limited to 511 bytes. This concerns reading and writing via the RSC services “IDataAccessService” and “ISubscriptionService”. These services are used by OPC UA, PLCnext Engineer HMI and the online functions of PLCnext Engineer, among others.
- “Download Changes”  
Sporadically a PLCnext Engineer project may reject “Download changes” without giving a reason.
- Uninstalling Solution Apps  
When a Solution App is uninstalled by the PLCnext Store, it can happen that the controller then no longer reacts to any actions by the PLCnext Store, although it reports the status “online”. A system watchdog was also sporadically observed. This behavior has not been observed when using the offline deactivation in the WBM for uninstalling a solution app.
- LAN gateway settings  
If there are several “Default Gateway” settings, only the setting of the first network interface is applied. The settings of other LAN adapters are ignored. Only one “standard gateway” is supported internally.
- Local time zone setting  
Setting local time zones is not fully supported.
- “DBG” LED  
The “DBG” LED should signal if a variable has been set via forcing in debug mode in the PLC project. This behavior is currently not supported. Despite forcing the variable, the “DBG” LED remains off.
- Firmware update  
The firmware update removes the following files so that the contents are lost:
  - /opt/plcnext/projects/Default/Plc/Eclr/Default.eclr.config
  - /opt/plcnext/projects/Default/Plc/Gds/Default.gds.config
  - /opt/plcnext/projects/Default/Plc/Meta/Default.meta.config
  - /opt/plcnext/projects/Default/Plc/Plm/Plm.config
  - /opt/plcnext/projects/Default/Plc/Esm/Default.esm.config
  - /opt/plcnext/projects/Default/Plc/Esm/ServiceTask.esm.config
  - /opt/plcnext/projects/Default/Plc/Esm/Globals.esm.config

These files are not edited by PLCnext Engineer nor are they intended to be modified by the user.

#### 23.4 Security updates

The following security updates have been made in this release. For more information about the specified CVE numbers, see:

- <https://nvd.nist.gov/>
- <https://cert.vde.com/de-de>.

Information on the Phoenix Contact “PSIRT” can be found at: <https://www.phoenixcontact.com/psirt>

#### WBM

- CVE-2020-12517

#### System

- CVE-2020-12518

#### Shell

- CVE-2020-12519

#### LLDP

- CVE-2020-12521

#### SSL

- CVE-2020-1971

#### SNMP

- The SNMP “Get” call of “OID .1.3.6.1.2.1.2.2.1.6.0” for network interface used as PROFINET controller or device caused the firmware to crash.

## 24 Changes in firmware version 2020.6.2



To be able to use all new functions of the firmware, you need PLCnext Engineer version 2020.6. Select the latest template for firmware version 2020.6.2 in the PLCnext Engineer project.

### 24.1 New functions

#### WBM

The connection to existing LDAP(S) servers can be configured in WBM.

#### GDS

Enhanced Retain Handling:

When changes to retain variables are transferred to the controller via “Download All”, no implicit cold start is performed. As many retain values as possible are retained. This behavior of the retain variables corresponds to the “Download Changes” behavior, where all variables are retained even if the project is changed at runtime.

To avoid data inconsistencies with retain variables, the retain variables are always initialized by an implicit cold start after a project change (project name). In the previous firmware versions a warm start was only carried out if the retain variables were exactly the same.

#### IEC 61131

- Improvement of jitter and latency for programs with IEC 61131 or C# context..
- New system variable “USER\_PARTITION” to display the load of the user partition with the following elements:
  - MEM\_TOTAL
  - MEM\_FREE
  - MEM\_USED
  - MEM\_USAGE

#### PROFINET

Support of Fast Startup (FSU) by the PROFINET controller (up to 24 FSU devices).

#### OPC UA

- User comments on the confirmation and acknowledgement of alarms via OPC UA are supported. The comments are also entered in the “Notification Logger”.
- Basic support for loading new user-specific information models into the OPC UA server.

#### DataLogger

New RSC-API “IDataLoggerService2” for application of the DataLogger. The triggered logic analysis in PLCnext Engineer is based on this API.

#### Network

- Support of the “NetLoadLimiter” functionality.
- Support of a DHCP basic functionality for IP address allocation.

#### SDK/C++

The GCC compiler has been updated from version 8.3 to version 9.3. All newly created applications are now compiled on this basis.

### 24.2 Error corrections

The following errors have been rectified:

#### WBM

- The call of WBM pages could sporadically lead to a PROFINET connection termination.
- When configuring new firewall rules in WBM, not all available network interfaces were displayed.
- There was no character limitation when entering user or password. After 64 or 128 bytes the input string was cut off without error message.
- A notification field of a message was displaced in the “Notifications” menu when switching languages.
- Certain UTF-8 special characters could not be entered in the “Username” input field in the “User Authentication” menu.  
An empty error message was displayed.
- In the “Certificate Authentication” menu, the key type “RSA TPM 2048” was displayed in the “Add Identity Store” entry by mistake.

#### IEC 61131

- A “Fatal Exception” could occur if the project was to be restarted after debugging the project while following a certain procedure.
- If a PLCnext Extension component (ACF or PLM) or a PLCnext Engineer Shared Native Library was to be linked against a non-existent “shared object library”, a crash could occur.
- From this version on, the block “RTC\_S” returns the local time, provided a time zone with root rights has been set before.  
In previous versions, the UTC time was always returned.

### DataLogger

- The project could not be loaded if an exception was thrown due to too many configured variables in a DataLogger session.  
In this case the notification “Arp.Services.DataLogger.Error” is now displayed. The project is loaded without starting the incorrectly configured DataLogger session.
- The firmware could not be accessed if the parameter “maxFileSize” was too large during a DataLogger session that writes to a volatile sink.

### PROFINET

- When loading projects that were created with PLCnext Engineer 2020.3, a notification “Arp.Io.PnC.ConfigurationWarning” with the severity “Warning” can be triggered. The PayloadString is “Parsed FSPParameterUUID '{}' has invalid format. Parameter will be ignored. Please check engineering and/or device description”.  
This problem has been fixed in PLCnext Engineer 2020.6 or later.
- The PROFINET connection setup could take a relatively long time if many nodes were used.
- The PROFINET controller could only process 10 RPC requests at a time. So far “nca\_server\_too\_busy” was reported back to the PROFINET devices. Some devices did not repeat their RPC request.  
The PROFINET controller can now accept up to 45 RPC requests simultaneously.
- The controller sporadically had incorrect IP settings after a DCP factory reset was requested by the higher-level PROFINET controller.

### GDS

- In case of fatal error (e.g. SIGSEGV) in a C++ program, a system watchdog could be triggered cyclically. Under certain circumstances this could also be caused by a faulty GDS configuration.
- When using the Write functions of the “IDataAccessService” RSC service, the variable could not be overwritten correctly if the data type of the overwrite value did not match the data type of the variable to be overwritten.

### RSC

When using certain RSC services simultaneously, an exception in “CommonRemoting” or a “Protocol violation” ERROR could occur.

### Fan module

- A connected fan module was not detected if the rotor was stationary or blocked.
- The timestamp of the fan calibration in the WBM and in the Output.log now shows the minutes with leading zeros (the minutes 0 to 9 after the full hour). This increases the readability and clarity of the time stamp.

### ESM

In rare cases the detected watchdog of an ESM task was not handled correctly. Thereupon the firmware was terminated.

### System

- During system startup, a system watchdog could be triggered if, for example, a higher-level PROFINET controller changed the IP settings via DCP protocol.
- With the C++ function “Directory::Clear(path)” from the namespace “Arp.System.Commons.Io” a directory could not be cleared as long as it was viewed with WinSCP.
- Names of NTP servers could not be set if they contained more than 2 dots.
- Under certain operating conditions cyclic error messages were entered in conjunction with LLDP. These messages are not errors and were therefore reclassified as debug information.
- When setting the IP address via DCP, an error message was erroneously entered in the “Output.log”, although the setting was successful.

### Docker

An issue related to calling the Docker “exec” command to install or configure a Docker Container was fixed. So far only the Docker “run” command could be used.

### 24.3 Known limitations and errors

- Retain variables
  - If a requested warm start is not possible to execute via PLCnext Engineer, an implicit cold start is automatically executed. The retain variables are set to their initialization value.
  - After a system watchdog, only a cold start can be performed when the controller is started. The retain variables are set to their respective initialization values.
- PLCnext CLI version  
The PLCnext CLI version used must match the current

SDK for this version. Downward compatibility cannot be guaranteed.

- EthernetIP  
If the firewall is activated via WBM, the operation of EthernetIP is no longer possible.  
This can be remedied by subsequently activating the ports:
  - Incoming connections: **port 44818**
  - Outgoing connection: **port 2222**
- DHCP  
DHCP can only be switched on for Ethernet adapters that are not assigned as PROFINET controllers or PROFINET devices. To make the settings effective in the network, the device must be restarted. In general, when DHCP is switched on, the current IP settings are not yet displayed in the WBM and on the display, but the static settings last set are displayed.
- Retain handling  
With extended retain handling in the context of this firmware, the retain variables are reinitialized by a cold start when downgrading to firmware 2020.3 or older. A previous saving of the retain variables by the user is currently not supported.
- Variables  
The content of the variables “ESM\_DATA.ESM\_INFOS[\*].ESM\_TICK\_COUNT” and “ESM\_DATA.ESM\_INFOS[\*].ESM\_TICK\_INTERVAL” is permanently set to 0.
- HMI pages during program downloads  
During a PLCnext Engineer program download (both total and changes), the WebServer returns an error 503 (busy) for requests to the HMI pages.
- Multiple DataLogger Sessions  
If two or more DataLogger sessions are configured to write to the same database, only the data of one session will be transferred to the database on the SD card at the end. The user does not receive a message that not all data can be saved.
- Retain data  
Using the maximum quantity structures of the retain data can increase the task duration of the using task. This can trigger a task watchdog for time-critical applications.
- STRING variables  
Access to long STRING variables outside the application is limited to 511 bytes. This concerns reading and writing via the RSC services “IDataAccessService” and “ISubscriptionService”. These services are used by OPC UA, PLCnext Engineer HMI and the online functions of PLCnext Engineer, among others.
- SDK  
The SDK only works with PLCnext CLI 2020.0 or later,

not with older versions (both PLCnext CLI 2019.x and PC WORX Target for Simulink 2019.x).

- If the controller is rebooted using the Linux command “sudo reboot” or the RSC service “IDeviceControlService::RestartDevice()” (also used by the “Reboot” button in the PLCnext Engineer cockpit), a system watchdog may occur in rare cases. This means that only a cold start is possible when the controller is subsequently booted, i.e. all retain variables are reinitialized.  
This behavior does not occur when the operating voltage is switched off and then booted.
- Voltage buffer  
If the SD card is removed during operation and then the supply voltage is disconnected, the device will operate with the internal voltage buffer until it is discharged. This can take up to 30 seconds.
- Crash during startup phase  
The system watchdog is not yet active during the startup phase if you start C++ extensions very early. If the user code causes a crash during this phase, this can lead to an endless boot loop.  
You can solve the problem by removing the SD card before rebooting.
- PROFINET name  
If firmware 2020.6 is downgraded to an older version, the PROFINET name is lost.
- Debugging of IEC 61131 code  
When debugging IEC 61131 code with activated breakpoints, display errors may occur in the call sequence function and variable contents.
- “Download Changes”  
Sporadically a PLCnext Engineer project may reject “Download changes” without giving a reason.
- RTC setting  
After setting a local time zone, unexpected results may occur when reading out times from different contexts (RTC-S FB, OPC UA, SPNS LOG).
- Restriction for Device Info service  
The “DI - Device Info - Status.Memory.Usage.Percent” service no longer returns a value with the following roles:
  - “Engineer”
  - “Commissioner”
  - “Service”
  - “DataViewer”
  - “DataChanger”
  - “Viewer”
  - “UserManager”
- Controller in error state  
When using “Event” as name of a program, an error condition of the controller occurs when downloading



the project. “Event” is already used internally as class name.

- Firmware downgrade  
After downgrading the firmware, it is recommended to reset to “Default setting type 1”. This is not necessary when updating the firmware.
- Bus behavior after power failure  
If an Axioline bus contains a power terminal and a Smart Elements module with empty slots, the bus will not restart after a power failure.
- Uninstalling Solution Apps  
When a Solution App is uninstalled by the PLCnext Store, it can happen that the controller then no longer reacts to any actions by the PLCnext Store, although it reports the status “online”. A system watchdog was also sporadically observed. This behavior has not been observed when using the offline deactivation in the WBM for uninstalling a solution app.
- Task watchdog  
A task watchdog may sporadically occur with a low-priority PLC task with a cycle time in the range of seconds if the running PLC project was stopped and immediately restarted with a cold/warm/hot start.
- Gateway settings LAN2 and LAN3  
If there are several “Default Gateway” settings, only the setting of LAN1 is used. The settings of other LAN adapters are ignored.

## 24.4 Security updates

The following security updates have been made in this release. For more information about the specified CVE numbers, see:

- <https://nvd.nist.gov/>
- <https://cert.vde.com/de-de>.

Information on the Phoenix Contact “PSIRT” can be found at: <https://www.phoenixcontact.com/psirt>

### OpenSSL

- CVE-2020-1967

### Python

- CVE-2020-8492

### System

- Activation of security-relevant compiler flags (e.g. to prevent unauthorized introduction of executable code).
- Correction of a problem that RSC-Services of fieldbus components could be used without authentication.

### OpenSSL

- The outdated OpenSSL version 1.0.2 is no longer supported. Instead, the current OpenSSL version 1.1.1 is used.