

AXC F XT SPLC 1000 - CHANGE NOTES

Change notes for the left-alignable safety-related controller AXC F XT SPLC 1000

Application note
110412_en_00

© PHOENIX CONTACT 2021-10-15

1 Description

This document contains notes on the current released version of the left-alignable safety-related controller AXC F XT SPLC 1000:

Hardware version: 03

Firmware version: 01.01.0000


Table of contents


1	Description	1
2	Ordering data	1
3	General notes	2
4	Known limitations and errors	2

2 Ordering data


Products

Description	Type	Order No.	Pcs./Pkt.
Left-alignable safety-related controller for connecting safety-related devices via Ethernet or Axioline F local bus to the AXC F 2152 or AXC F 3152 modular controllers of the PLCnext Control series	AXC F XT SPLC 1000	1159811	1

 Make sure you always use the latest documentation.
It can be downloaded at phoenixcontact.net/product/1159811.

 This document is valid for all products listed in the “Ordering data” on page 1.

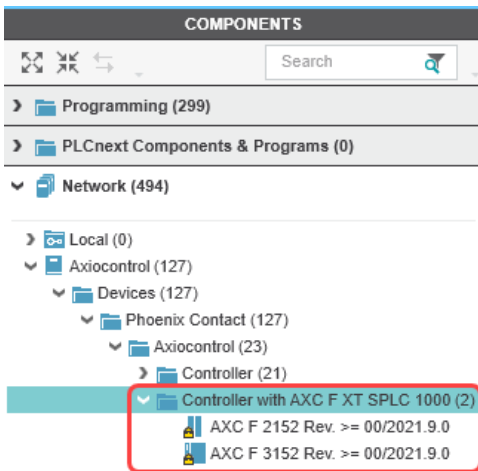
3 General notes

 To use the new firmware functions you need PLCnext Engineer version 2021.6.2 or newer.

To create a new project in PLCnext Engineer, proceed as follows:

- Open PLCnext Engineer.
- Create a new project.
- Choose between two PLCnext Control devices:
 In the area COMPONENTS, under “Network, Axiocontrol, Devices, Phoenix Contact, Axiocontrol, Controller with AXC F XT SPLC 1000 (x)”, click on the PLCnext Control device you want to use in your application.
 In the example in the user manual, “AXC F 3152 Rev. >= 00/2021.9.0” is applied (see [Figure 1](#)).

Figure 1 Choose PLCnext Control device



From here on, follow the further steps described in the user manual.

4 Known limitations and errors

- If the program memory for the safe program of up to 64 kByte (maximum value in the user manual rev. 01) is completely occupied, the SPLC 1000 switches to the safe state (failure state).
 The maximum available program memory is 63 kByte.
- When using the function blocks TP_S (safety-related) and/or TP (not safety-related) in the POU S_Main, the following applies:
 If the value zero was parameterized at the PT input of the function blocks, the SPLC 1000 switches to the safe state (failure state).
 Always set a value greater than zero.